















# catalog

**WARING**  
COMMERCIAL®

	<b>Food</b> Processors . . . . .	3 – 10
	<b>Immersion</b> Blenders . . . . .	11 – 14
	<b>Food</b> Blenders . . . . .	15 – 18
	<b>Food&amp;Bar</b> Blenders . . . . .	19 – 23
	 <b>Hi-Power</b> Blenders . . . . .	24 – 30
	<b>Commercial</b> Toasters . . . . .	31 – 34
	<b>Grills</b> andGriddles . . . . .	35 – 38
	<b>Deep</b> Fryers . . . . .	39 – 42
	<b>Drink</b> Mixers . . . . .	43 – 46
	<b>Professional</b> Juicers . . . . .	47 – 50
	<b>Specialty</b> Products. . . . .	51 – 55

Waring® Commercial by Cuisinart® Food Processors boast power, performance and reliability from two time-honored names. The line offers up to 6 quarts of processing capacity, and high performance motors between  $\frac{3}{4}$  and 2 horsepower. Slice, shred, grate, dice and more in the batch bowls or through the continuous feed chutes. Process from 45 to 1,400 pounds per hour! From a simple purée to daily high-volume processing, this food processor line can accommodate the needs of any commercial kitchen.







## 2.5-Quart Food Processor

### WFP11

- Heavy-duty  $\frac{3}{4}$  HP high performance motor
- Clear-view batch bowl
- Stainless steel serrated "S" blade to chop, grind, purée or mix in batch bowl (WFP111)
- Easy ON and PULSE/OFF control paddles
- WFP11 also includes:
  - Extra-large feed chute with large and small pushers to reduce prep time
  - 3 processing discs shown below
  - Detachable stem for discs (WFP112)
- Many other discs available
- **Industry Best! Limited Five Year Motor and Two Year Parts and Labor Warranty**
- UL, ETL Sanitation



**WFP111**  
Serrated "S" Blade



**WFP113**  
 $\frac{5}{64}$ " Grating



**WFP115**  
 $\frac{5}{32}$ " Shredding




**WFP118**  
 $\frac{5}{32}$ " Slicing



## 2.5-Quart Batch Processor

### WFP11FC

- Heavy-duty  $\frac{3}{4}$  HP high performance motor
- Stainless steel serrated "S" blade to chop, grind, purée or mix in batch bowl (WFP111)
- Includes clear-view batch bowl, "S" blade, and space-saving flat cover only
- **Industry Best! Limited Five Year Motor and Two Year Parts and Labor Warranty**
- UL, ETL Sanitation



## 3.5-Quart Food Processor

### WFP14

- Heavy-duty 1 HP high performance motor
- Clear-view batch bowl
- Stainless steel serrated “S” blade to chop, grind, purée or mix in batch bowl (WFP141)
- Easy ON and PULSE/OFF control paddles
- WFP14 also includes:
  - Extra-large feed chute with large and small pushers to reduce prep time
  - 3 processing discs shown below
  - Detachable stem for discs (WFP142)
- Many other discs available
- **Industry Best! Limited Five Year Motor and Two Year Parts and Labor Warranty**
- UL, ETL Sanitation



**WFP141**



**WFP143**



**WFP145**



**WFP148**

Serrated “S” Blade  $\frac{5}{64}$ " Grating Disc  $\frac{5}{32}$ " Shredding Disc  $\frac{5}{32}$ " Slicing Disc



## 3.5-Quart Batch Processor

### WFP14FC

- Heavy-duty 1 HP high performance motor
- Stainless steel serrated “S” blade to chop, grind, purée or mix in batch bowl (WFP141)
- Includes clear-view batch bowl, “S” blade, and space-saving flat cover only
- **Industry Best! Limited Five Year Motor and Two Year Parts and Labor Warranty**
- UL, ETL Sanitation







## 2.5-Quart Batch Bowl Food Processor

### FP25

- 1 HP high performance motor
- Slice, shred, grate, chop, purée and julienne directly into the batch bowl
- Large feed tube with large and small pusher
- Easy ON and PULSE/OFF control paddles
- Includes:
  - Serrated "S" blade (FP251)
  - $\frac{5}{32}$ " Slicing disc (BFP13)
  - $\frac{3}{16}$ " Shredding disc (BFP33)
  - $\frac{1}{4}$ " x  $\frac{1}{4}$ " Julienne disc (BFP29)
- Many other discs available
- **Industry Best! Limited Five Year Motor and Two Year Parts and Labor Warranty**
- UL, CUL, NSF

### FP25SSB

2.5-Quart Stainless Steel Batch Bowl Available




### Standard discs included with FP25 and FP25C



## 2.5-Quart Combination Batch Bowl/Continuous-Feed Batch Processor

### FP25C

- Process in the bowl!  
Process through the chute!
- Same features and benefits as FP25
- Standard accessories included, 1 of each:
  - Polycarbonate batch bowl and cover
  - Continuous-feed chute
  - Polycarbonate feed chute cover
  - Slinger – component of feed chute
- **Industry Best! Limited Five Year Motor and Two Year Parts and Labor Warranty**
- UL, CUL, NSF



## 4-Quart Batch Bowl Food Processor

### FP40

- Powerful 1½ HP high performance motor
- Slice, shred, grate, chop, purée and julienne directly into the batch bowl
- Large feed tube with large and small pusher
- Easy ON and PULSE/OFF control paddles
- Includes:
  - Smooth “S” blade (FP401)
  - ½" Slicing disc (CFP12)
  - ⅜" Shredding disc (CFP30)
- Many other discs available
- **Industry Best! Limited Five Year Motor and Two Year Parts and Labor Warranty**
- UL, CUL, NSF

### FP40SSB

4-Quart Stainless Steel Batch Bowl Available



**FP401**  
Smooth “S” Blade



**CFP12**  
½" Slicing Disc



**CFP30**  
⅜" Shredding Disc

## 4-Quart Combination Batch Bowl/Continuous-Feed Batch Processor

### FP40C

- Process in the bowl!  
Process through the chute!
- Same features and benefits as FP40
- Standard accessories included, 1 of each:
  - Polycarbonate batch bowl and cover
  - Continuous-feed chute
  - Clear cover for feed chute
  - Slinger – component of feed chute
- **Industry Best! Limited Five Year Motor and Two Year Parts and Labor Warranty**
- UL, CUL, NSF



**Standard discs included with FP40 and FP40C**







## Continuous-Feed Food Processors


### FPC15/FPC14

- High torque direct drive ½ HP quiet motor
- Two durable polycarbonate work bowls for either continuous-feed or 2½ quart batch processing
- Choice of two operating modes: pulse and continuous operation
- Easy-to-clean touch controls
- Six stainless steel processing discs with metal hubs (thin, medium and thick slicing discs, fine and medium shredding discs, French fry/julienne disc)
- Stainless steel cutting and mixing blades
- Funnel and food pusher
- 120 VAC, 60 Hz
- FPC14 – Same features as FPC15 excluding continuous-feed bowl, fine shredding disc, and French fry/julienne disc
- Limited One Year Warranty
- UL, CSA (FPX15), CSA (FPX10)

## Pro Prep® Chopper Grinder

### WCG75

- ¾-quart capacity
- 2 separate bowl and blade assemblies — one for grinding — one for chopping!
- Powerful high-speed 2-pole induction motor, ¾ HP
- 120 VAC, 50/60 Hz
- Limited One Year Warranty
- UL





## 2.5-Quart Dicing Food Processor

### FP1000

- Commercial grade 2 HP high performance motor, 1,800 RPMs
- Slice, shred, grate, chop, mix, purée, julienne directly into the batch bowl
- Durable continuous-feed chute for dicing, slicing, shredding, grating, chopping and julienne
- Includes:
  - $\frac{3}{8}$ " Dicing Assembly (DFP40)
  - Serrated "S" blade (DFP01)
  - $\frac{5}{32}$ " Slicing disc (BFP13)
  - $\frac{3}{16}$ " Shredding disc (BFP33)
  - $\frac{1}{4}$ " Julienne disc (BFP29)
- Stainless steel batch bowl available – DFP10
- **Industry Best! Limited Five Year Motor and Two Year Parts and Labor Warranty**
- UL, CUL, NSF



## 6-Quart Batch Bowl and Continuous-Feed Food Processor

### FP2200

- $\frac{3}{4}$  HP high performance motor
- Over 22 square inches of feed space
- Polycarbonate continuous-feed attachment with durable see-through cover processes up to 1,400 pounds per hour
- Includes:
  - $\frac{1}{8}$ " Slicing disc (CAF12)
  - $\frac{3}{16}$ " Shredding disc (CAF20)
  - "S" Blade (CAF31)
  - Added value: Blade and discs (see below)
- **Industry Best! Limited Five Year Motor and Two Year Parts and Labor Warranty**
- UL, CUL, NSF



### Added Value!



**WARING**  
COMMERCIAL  
by  
Cuisinart



# A Food Processor for Every Need

## Light-Medium Duty

WFP11

WFP14



**2.5-Quart  
Batch Bowl  
Capacity**



**3.5-Quart  
Batch Bowl  
Capacity**

## Medium-Heavy Duty

FP25C

FP1000

FP40C



**2.5-Quart  
Combination  
Batch Bowl/  
Continuous  
Feed**



**2.5-Quart  
Combination  
Batch Bowl/  
Continuous  
Feed**



**4-Quart  
Combination  
Batch Bowl/  
Continuous  
Feed**

## Heavy Duty

FP2200



**6-Quart  
Combination  
Batch Bowl/  
Continuous  
Feed**

### Power

¾ HP

1 HP

1 HP

2 HP

1½ HP

¾ HP

### Batch Bowl Capacity

Dry: 2.5 qts (2.3 ltrs)  
Wet: 1 qt (0.95 ltrs)

Dry: 3.5 qts (2.3 ltrs)  
Wet: 1.5 qts (1.4 ltrs)

Dry: 2.5 qts (2.3 ltrs)  
Wet: 1.5 qts (1.4 ltrs)

Dry: 2.5 qts (2.3 ltrs)  
Wet: 1.5 qts (1.4 ltrs)

Dry: 4 qts (3.7 ltrs)  
Wet: 3.8 qts (3.6 ltrs)

Dry: 6 qts (5.7 ltrs)  
Wet: 4 qts (3.7 ltrs)

### Discs Included

Serrated "S" Blade  
⅝" Slicing  
⅝" Shredding  
⅝" Grating

Serrated "S" Blade  
⅝" Slicing  
⅝" Shredding  
⅝" Grating

Serrated "S" Blade  
⅝" Slicing  
⅝" Shredding  
¼" Julienne

⅝" Dicing Assembly  
Serrated "S" Blade  
⅝" Slicing  
⅝" Shredding  
¼" Julienne

Smooth "S" Blade  
⅝" Slicing  
⅝" Shredding

"S" Blade  
⅝" Slicing, ⅝" Slicing  
⅝" Shredding  
½" Dicing, ¾" Dicing

### Volume Processing Per Hour

• Slicing (cucumbers)  
540 lbs/345 qts

• Shredding (carrots)  
200 lbs/240 qts

• Grating (cheese)  
45 lbs

• Chopping (meat)  
330 lbs

• Kneading (bread dough)  
120 loaves\*

• Kneading (pie crusts)  
240 pie crusts\*\*

• Slicing (cucumbers)  
570 lbs/440 qts

• Shredding (carrots)  
245 lbs/270 qts

• Grating (cheese)  
60 lbs

• Chopping (meat)  
360 lbs

• Kneading (bread dough)  
120 loaves\*

• Kneading (pie crusts)  
320 pie crusts\*\*

• Slicing (cucumbers)<sup>†</sup>  
875 lbs/660 qts

• Shredding (carrots)<sup>†</sup>  
430 lbs/450 qts

• Julienne (potatoes)<sup>†</sup>  
685 lbs

• Chopping (meat)  
330 lbs

• Kneading (bread dough)  
120 loaves\*

• Kneading (pie crusts)  
160 pie crusts\*\*

• Slicing (cucumbers)<sup>†</sup>  
875 lbs/660 qts

• Shredding (carrots)<sup>†</sup>  
430 lbs/450 qts

• Julienne (potatoes)<sup>†</sup>  
685 lbs

• Chopping (meat)  
330 lbs

• Kneading (bread dough)  
120 loaves\*

• Kneading (pie crusts)  
160 pie crusts\*\*

• Dicing (tomatoes)  
800 lbs/360 qts

• Slicing (cucumbers)<sup>†</sup>  
1185 lbs/1080 qts

• Shredding (carrots)<sup>†</sup>  
875 lbs/900 qts

• Chopping (meat)  
390 lbs

• Kneading (bread dough)  
140 loaves\*

• Kneading (pie crusts)  
360 pie crusts\*\*

• Slicing (cucumbers)<sup>†</sup>  
1400 lbs/1275 qts

• Shredding (carrots)<sup>†</sup>  
1025 lbs/1050 qts

• Dicing (tomatoes)<sup>†</sup>  
950 lbs/425 qts

• Chopping (meat)  
585 lbs

• Kneading (bread dough)  
200 loaves\*

• Kneading (pie crusts)  
540 pie crusts\*\*

### Number of Diets Per Meal for Hospitals and Healthcare Facilities (Puréed)

10 4oz. Servings

20 4oz. Servings

10 4oz. Servings

10 4oz. Servings

30 4oz. Servings

45 4oz. Servings

### Warranty


**Best In Industry! Limited Five Year Motor and Two Year Parts and Labor**

<sup>†</sup> with continuous feed chute

\* 1.5 lb loaves

\*\* 8" pie crusts





*Power through any mixture with the portable handheld Waring® Commercial Immersion Blenders. From the versatile Quik Stik® to the heavy-duty 1 HP Big Stix®, these are essential tools for today's busy kitchens. The shaft sizes range from 7" to 21" with capacities from 3 to 50 gallons. The all-purpose stainless steel blades ensure smooth, consistent blending and the comfort grips keep the user in control. Blend, whisk, mix, purée and whip with Waring!*



## Heavy-Duty Big Stix®

**WSB50/WSB55/WSB60/  
WSB65/WSB70**

- 1 HP heavy-duty motor
- 750-watt variable speed motor – 18,000 RPM on High
- Continuous ON feature
- User-replaceable couplings on powerpack and shaft
- All-purpose stainless steel blade
- Rubberized comfort grip and second handle for safe and controlled operation
- Completely sealed stainless steel shaft is easily removable and dishwasher-safe
- Universal power packs fit all shafts and whisk attachment
- Limited One Year Warranty
- cETLus, NSF

**NEW!**

**CAC104** – Coupling replacement kit, complete with replacement couplings for Big Stix® powerpack, shafts and whisk attachment

Model	Removable Shaft	Capacity
WSB50	12"	10 gal./40 qt.
WSB55	14"	15 gal./60 qt.
WSB60	16"	25 gal./100 qt.
WSB65	18"	35 gal./140 qt.
WSB70	21"	50 gal./200 qt.





## Heavy-Duty Big Stix<sup>®</sup> with Whisk Attachment

### WSBPPW

- 1 HP heavy-duty motor
- 750-watt variable speed motor – 1,600 RPM on High with whisk
- **Mash 50 lbs. of cooked potatoes in under a minute!**
- Continuous ON feature
- User-replaceable couplings on powerpack and whisk attachment
- Die-cast gears for optimal performance
- Rubberized comfort grip and second handle for safe and controlled operation
- 10" stainless steel whipping paddles
- Limited One Year Warranty
- cETLus, ETL Sanitation

**CAC104** – Coupling replacement kit, complete with replacement couplings for Big Stix<sup>®</sup> powerpack, shafts and whisk attachment

**NEW!**

## Whisk Attachment

### WSB2W

- 10" stainless steel whipping paddles
- Fits entire Big Stix<sup>®</sup> Heavy-Duty Immersion Blender line
- User-replaceable coupling
- Die-cast gears for optimal performance
- Limited One Year Warranty
- cETLus, ETL Sanitation



## Bowl Clamp

### WSBBC

- Allows hands-free operation
- Fits entire Big Stix<sup>®</sup> Heavy-Duty Immersion Blender line
- Limited One Year Warranty
- UL, CUL, NSF



## Wall Hook

### WSB01

- Convenient storage for immersion blender while not in use
- Fits entire Big Stix<sup>®</sup> Heavy-Duty Immersion Blender line





### *Light-Duty Quik Stik®*

#### **WSB33**

- 2-speed high-efficiency motor
- 7" fixed shaft
- Lightweight and compact
- All-purpose stainless steel blade
- 3-gallon, 12-quart capacity
- 120 volts, 100 watts
- Limited One Year Warranty
- ETL, NSF



### *Medium-Duty Quik Stik Plus®*

#### **WSB40**

- ½ HP, 2-speed heavy-duty motor
- 10" fixed shaft
- Rubberized comfort grip
- All-purpose stainless steel blade
- 6-gallon, 24-quart capacity
- 120 volts, 350 watts
- Limited One Year Warranty
- ETL, NSF

### *Rapid Charging Station*

#### **WSB25CS**

- Optional 1.5-hour rapid charging station, with 9.6 volt NiMH battery included



### *Quik Stik Xpress™ Cordless Immersion Blender*

#### **WSB25**

- 2-speed operation, 13,000 RPM on HIGH
- 9.6 volt NiMH rechargeable battery pack
- Up to 30-minute run time on single charge
- High speed wall-mountable recharging station
- Stainless steel 10" fixed shaft and blade
- 6-gallon, 24-quart capacity
- Limited One Year Warranty
- cETLus, NSF



### *Battery Pack*

#### **WSB25BP**

- 9.6 volt NiMH rechargeable battery







Since 1937, the Waring® Commercial Blender has led the industry in power and performance. With unequaled speed and efficiency, the heavy-duty motors use up to 3.75 HP to power through any combination of ingredients in no time. Capacities range from one quart to one gallon with polycarbonate, glass, and stainless containers designed to meet the demands of every commercial kitchen. It's the basic tool with exceptional abilities!





## One-Gallon Food Blenders

### CB10B/CB10T

- Heavy-duty 3¾ HP motor
- Mechanical controls add versatility with 3 speeds and PULSE
- Stainless steel container with two handles and rubberized lid
- Dishwasher-safe one-piece jar pad for easy cleaning
- CB10BT – 3-minute mechanical timer
- 120 VAC, 60 Hz
- Limited Three Year Motor Warranty
- UL, CUL, NSF



## One-Gallon Food Blenders

### CB15/CB15T

- Heavy-duty 3¾ HP motor
- Easy-to-clean electronic membrane panel with 3 speeds and PULSE
- Stainless steel container with two handles and rubberized lid
- Slow Start™ feature
- Dishwasher-safe one-piece jar pad for easy cleaning
- CB15T – 3-minute electronic timer
- 120 VAC, 60 Hz
- Limited Three Year Motor Warranty
- UL, CUL, NSF





## Half-Gallon Food Blender

### HGB140

- Heavy-duty 1½ HP, 2-speed motor
- 64-oz. unbreakable polycarbonate container with one-piece stainless steel blade
- Three-position toggle switch
- User-replaceable metal-reinforced rubber drive coupling
- 120 VAC, 50/60 Hz
- Limited One Year Warranty
- cETLus, NSF



## Half-Gallon Food Blenders

### HGB150/HGBSS

- Heavy-duty 1½ HP, 2-speed motor
- 64-oz. stainless steel container with stainless steel blade
- HGB150 – Black polycarbonate housing
- HGBSS – Stainless steel housing
- Three-position toggle switch
- User-replaceable metal-reinforced rubber drive coupling
- 120 VAC, 50/60 Hz
- Limited One Year Warranty
- cETLus, NSF







## Half-Gallon Food Blender

### HGB146

- Heavy-duty 1½ HP, 2-speed motor
- 48-oz. polycarbonate container with one-piece stainless steel cutting blade
- Three-position toggle switch
- User-replaceable metal-reinforced drive coupling
- 120 VAC, 50/60 Hz
- Limited One Year Warranty
- cETLus, NSF



## Señor Salsa® Blender

### HGB14S

- Heavy-duty 1½ HP, 2-speed motor
- 64-oz. polycarbonate container with one-piece stainless steel blade
- Three-position toggle switch
- User-replaceable metal-reinforced rubber drive coupling (extra coupling included)
- 120 VAC, 50/60 Hz
- Limited One Year Warranty
- cETLus, NSF



*The staple in any bar or restaurant, the Waring® Commercial Blender consistently delivers a professional blend. This classic product line offers a variety of sizes and styles, from 32- to 48-oz. capacities in durable stainless, polycarbonate, or glass containers. Powerful, professional motors with up to 1½ HP drive stainless steel cutting blades for quick, consistent results. Crush ice in seconds and make drinks instantly with the power of Waring® Commercial!*



## *NuBlend® Commercial Blenders*

### **BB180/BB180S**

- Powerful ¾ HP motor
- Crushes ice in seconds!
- BB180 – 44-oz. polycarbonate container
- BB180S – 32-oz. stainless steel container
- HI, LO, OFF, and PULSE toggle switches
- Limited Two Year Warranty
- cETLus, NSF



## *NuBlend® Commercial Blenders*

### **BB185/BB185S**

- Powerful ¾ HP motor
- Crushes ice in seconds!
- BB185 – 44-oz. polycarbonate container
- BB185S – 32-oz. stainless steel container
- HIGH, LOW, OFF, and PULSE electronic touchpad controls
- Limited Two Year Warranty
- cETLus, NSF





## Basic Bar Blenders

### BB150/BB150S

- Two-speed ½ HP motor
- Rugged, one-piece stainless steel cutting blade
- User-replaceable metal-reinforced rubber drive coupling
- BB150 – 48-oz. polycarbonate container
- BB150S – 32-oz. stainless steel container
- 120 VAC, 50/60 Hz
- Limited Two Year Warranty
- ETL, NSF, cETL (BC150P, BC150S)



## Margarita Madness™ Blender

### MMB142

- Heavy-duty 1½ HP two-speed motor
- 48-oz. polycarbonate container with stainless steel blade
- Polycarbonate heavy-duty motor housing
- User-replaceable metal reinforced rubber drive coupling
- Includes bonus value: free extra drive coupling
- Limited One Year Warranty
- cETLus, NSF





## *NuBlend® Elite Commercial Blenders*

### **BB190/BB190S**

- Powerful ¾ HP motor
- Crushes ice in seconds!
- BB190 – 44-oz. polycarbonate container
- BB190S – 32-oz. stainless steel container
- Removable rubber jar pad
- HIGH, LOW, OFF, and PULSE toggle switches
- Limited Two Year Warranty
- cETLus, NSF



## *Basic Bar Blenders*

### **BB160/BB160S**

- 2-speed ½ HP motor
- Rugged, one-piece stainless steel cutting blade
- User-replaceable metal-reinforced rubber drive coupling
- Durable, chrome-plated zinc die-cast housing
- BB160 – 48-oz. polycarbonate container
- BB160S – 32-oz. stainless steel container
- 120 VAC, 50/60 Hz
- Limited Two Year Warranty
- cETLus, NSF



## Chrome Bar Blenders

### BB900P/BB900S/ BB900G

- 2-speed motor
- Three-position toggle switch
- Heavy zinc die-cast chrome-plated housing
- BB900P – 48-oz. polycarbonate container
- BB900S – 32-oz. stainless steel container
- BB900G – 40-oz. glass container
- 120 VAC, 50/60 Hz
- Limited Two Year Warranty
- ETL, NSF, cETL (BC900S, BC900P, BC900G)



## Blendfast™ Hi-Power Blender

### HPB305

- Heavy-duty 1½ HP two-speed motor
- 48-oz. polycarbonate container with stainless steel blade
- 27,000+ RPM
- Brushed stainless steel motor housing
- User-replaceable metal-reinforced rubber drive coupling
- 120 VAC, 50/60 Hz
- Limited One Year Warranty
- cETLus, NSF









Waring® Commercial heavy-duty 3 ½ peak HP Blenders give every commercial environment a high-powered advantage. With 30,000+ RPM and models with built-in timers and variable speeds, these high performance blenders produce flawless results every time. A variety of up to 64-oz. containers constructed of durable polycarbonate or stainless steel with simple touchpads or toggles are capable of processing up to ½ gallon in seconds flat!







## Hi-Power Blenders

### **MX1000XT/MX1000XTP/ MX1000XTS**

- Heavy-duty 3½ peak HP motor
- 45,000 RPM bare motor speed
- Simple HIGH, LOW, OFF, and PULSE paddle switches
- One-piece dishwasher-safe removable jar pad
- MX1000XT – 64-oz. BPA-free copolyester container (CAC89)
- MX1000XTP – 48-oz. stackable BPA-free copolyester container (CAC93)
- MX1000XTS – 64-oz. stainless steel container (CAC90)
- Limited Three Year Motor and Two Year Parts and Labor Warranty
- NSF, cETLus

**NEW!**

### **CAC89, CAC93**

BPA-free Eastman Tritan™ copolyester containers



## Hi-Power Blenders

### **MX1050XT/MX1050XTP/ MX1050XTS**

- Heavy-duty 3½ peak HP motor
- 45,000 RPM bare motor speed
- Easy-to-clean electronic membrane keypad with simple ON/OFF, HIGH, LOW, STOP and PULSE controls
- One-piece dishwasher-safe removable jar pad
- MX1050XT – 64-oz. BPA-free copolyester container (CAC89)
- MX1050XTP – 48-oz. stackable BPA-free copolyester container (CAC93)
- MX1050XTS – 64-oz. stainless steel container (CAC90)
- Limited Three Year Motor and Two Year Parts and Labor Warranty
- NSF, cETLus





## Hi-Power Blenders with Timer

### **MX1100XT/MX1100XTP/ MX1100XTS**

- Heavy-duty 3½ peak HP motor
- 45,000 RPM bare motor speed
- Easy-to-clean electronic membrane keypad with simple ON/OFF, HIGH, LOW, STOP and PULSE controls
- 30-second electronic countdown timer
- One-piece dishwasher-safe removable jar pad
- MX1100XT – 64-oz. BPA-free copolyester container (CAC89)
- MX1100XTP – 48-oz. stackable BPA-free copolyester container (CAC93)
- MX1100XTS – 64-oz. stainless steel container (CAC90)
- Limited Three Year Motor and Two Year Parts and Labor Warranty
- NSF, cETLus

**NEW!**

### **CAC89, CAC93**

BPA-free Eastman Tritan™ copolyester containers



## Hi-Power Variable Speed Blenders

### **MX1200XT/MX1200XTP/ MX1200XTS**

- Heavy-duty 3½ peak HP motor
- 45,000 RPM bare motor speed
- Adjustable speed control from 1,500 RPM to 20,000 RPM
- Pulse function with maximum burst of speed
- One-piece dishwasher-safe removable jar pad
- MX1200XT – 64-oz. BPA-free copolyester container (CAC89)
- MX1200XTP – 48-oz. stackable BPA-free copolyester container (CAC93)
- MX1200XTS – 64-oz. stainless steel container (CAC90)
- Limited Three Year Motor and Two Year Parts and Labor Warranty
- NSF, cETLus





## *Reprogrammable Hi-Power Blenders*

### **MX1300XT/MX1300XTP/MX1300XTS**

- Heavy-duty 3½ peak HP motor
- Easy-to-clean electronic membrane keypad
- LCD display with blue backlight for easy viewing and program selection
- 4 reprogrammable beverage stations
- Daily and total drink counter display
- Adjustable speed controls
- Dual PULSE feature with reprogrammable speed control
- One-piece dishwasher-safe removable jar pad
- MX1300XT – 64-oz. BPA-free copolyester container (CAC89)
- MX1300XTP – 48-oz. stackable BPA-free copolyester container (CAC93)
- MX1300XTS – 64-oz. stainless steel container (CAC90)
- Limited Three Year Motor and Two Year Parts and Labor Warranty
- NSF, cETLus

**NEW!**

#### **CAC89, CAC93**

BPA-free Eastman Tritan™  
copolyester containers





## Reprogrammable Hi-Power Blenders with Sound Enclosure

### MX1500XT/MX1500XTP/MX1500XTS

Same features as the MX1300XTs with addition of polycarbonate Sound Enclosure

- MX1500XT – 64-oz. BPA-free copolyester container (CAC89)
- MX1500XTP – 48-oz. stackable BPA-free copolyester container (CAC93)
- MX1500XTS – 64-oz. stainless steel container (CAC90)



### Large Sound Enclosure

#### SE1000

- Retro-fits all blenders in Waring® Commercial Xtreme Series – 64-oz. containers



### Small Sound Enclosure

#### SE500

- Retro-fits all blenders in Waring® Commercial Xtreme Series – 48-oz. containers

**XTREME**

ING  
RCIAL

3

4

OFF

PART  
TOP





# A Blender for Every Need



**Bar  
Blenders**



**NuBlend®  
Commercial  
Blenders**



**Margarita  
Madness™**



**Heavy-Duty  
XTREME  
Blenders**



**One-Gallon  
Food  
Blenders**

## Features

- |   |   |  |  |  |
|---|---|--|--|--|
| <ul style="list-style-type: none"> <li>• Powerful 1½ HP Motor</li> <li>• 2-Speed Motor</li> <li>• Metal-Reinforced Rubber Drive Coupling</li> <li>• Durable Zinc Die-Cast Housing</li> <li>• Limited Two Year Warranty</li> </ul> | <ul style="list-style-type: none"> <li>• Powerful ¾ HP Motor</li> <li>• Crushed Ice in Seconds</li> <li>• High, Low, Off and Pulse Toggle Switches and Electronic Touchpad Controls</li> <li>• Limited Two Year Warranty</li> </ul> | <ul style="list-style-type: none"> <li>• Powerful 1½ HP 2-Speed Motor</li> <li>• 48 oz. Polycarbonate Container</li> <li>• Metal-Reinforced Drive Coupling</li> <li>• Limited One Year Warranty</li> </ul> | <ul style="list-style-type: none"> <li>• Powerful 3½ Peak Input HP Motor</li> <li>• 45,000 RPM (Bare Motor Speed)</li> <li>• 64 oz. or 48 oz. (Stackable) BPA-Free Copolyester Containers</li> <li>• 64 oz. Stainless Steel Container</li> <li>• Limited Three Year Motor and Two Year Parts and Labor Warranties</li> </ul> | <ul style="list-style-type: none"> <li>• Heavy Duty 3¾ HP Motor</li> <li>• 1 Gallon Stainless Steel Container with Two Handles</li> <li>• Easy-to-Clean Electronic Membrane Panel or Mechanical Controls with 3 Speeds and Pulse</li> <li>• Limited Three Year Motor Warranty</li> </ul> |
|---|---|--|--|--|

## Drinks Per Day

**1-24**

**25-49**

**50-74**

**75+**

**100+**

## Usage and Application Type

Light to Medium Beverage Prep

Light to Medium Food and Beverage Prep

Medium to Heavy Food and Beverage Prep

Heavy Food and Beverage Prep

Heavy Food Prep

## Great for Use in

Bars

Bars, Small Restaurants, Smoothie Shops

Bars, Restaurants, Smoothie Shops

Smoothie Shops, Coffee Shops, Restaurants, Bars, Healthcare, Schools, Institutions

Large Restaurants, Healthcare, Schools, Institutions

## Recommended Applications

Frozen Drinks, Smoothies, Margaritas and More

Frozen Cocktails, Ice Cream Drinks, Dips, Salsas, Sauces and More

Margaritas, Daiquiris, Granitas, Sauces, Soups and More

Fruit Smoothies, Iced Coffee Drinks, Frozen Cocktails, Salsas, Sauces, Soups, Desserts, Dressings and More

Dressings, Salsas, Sauces, Soups and More



*Waring® Commercial Toasters deliver uniform results with unmatched speed. With light-duty traditional toasters to heavy-duty conveyors, toast up to 1000+ slices per hour of regular bread, Texas toast, frozen waffles and more. All Waring® Commercial toasters are built to last with heavy-duty stainless steel construction, removable crumb trays, and electronic browning controls. Toast the competition with the power and durability of Waring® Commercial!*





## Heavy-Duty Conveyor Toasters

### **CTS1000/CTS1000CND**

- Super high output – 450 slices per hour
- Ultra-fast, 5-minute heat-up time
- Large 2" opening accommodates thick breads and bagels
- Energy-saving Standby function
- Heavy-duty, brushed stainless steel construction
- Power ON and Toaster Ready indicator lights
- Cool-touch side panels
- Compact, space-saving design
- Lightweight and portable with thermo-insulated carrying handles
- Conveyor speed control for all toasting preferences
- CTS1000 – 120V, 1800 watts (UL, NSF)
- CTS1000CND – 120V, 1500 watts (cUL, NSF)
- Limited One Year Warranty



## Heavy-Duty Toasters

### WCT800/WCT805

- Uniformly toasts regular bread, Texas toast, frozen waffles and many other foods
- Four 1 1/8" regular toast slots
- Easily replaceable industrial heating plates
- WCT800 – 120 volt/ 300 slices per hour ☹️
- WCT800RC – 120 volt/ 240 slices per hour ☹️
- WCT805 – 240 volt/ 380 slices per hour ☹️
- WCT805B – 208 volt/ 380 slices per hour ☹️
- Electronic browning controls and carriage control lift levers
- Dishwasher-safe crumb tray
- Limited One Year Warranty
- WCT800 – ETL, NSF
- WCT800RC/WCT805/WCT805B – UL, CUL, NSF



## Heavy-Duty Combination Toasters & Bagel Toasters

### WCT810/WCT815/ WCT820/WCT825

- Uniformly toasts regular bread, Texas toast, frozen waffles and many other foods
- WCT810/WCT815 – Two 1 1/8" regular toast slots and two 1 1/2" extra-wide slots for bagels
- WCT820/WCT825 – Four 1 1/2" extra-wide slots for bagels
- Bagel slots toast on cut side of bagel only
- Easily replaceable industrial heating plates
- WCT810 – 120 volt/380 slices per hour ☹️
- WCT820 – 120 volt/380 slices per hour ☹️
- WCT815/WCT825 – 240 volt/380 slices per hour ☹️
- WCT815B/WCT825B – 208 volt/380 slices per hour ☹️
- Electronic browning controls and carriage control lift levers
- Dishwasher-safe crumb tray
- Limited One Year Warranty
- WCT810/WCT820 – ETL, NSF
- WCT815/WCT815B/WCT825/WCT825B – UL, CUL, NSF





## 2- or 4-Slice Light-Duty Toasters

### **WCT702/WCT704**

- Durable mirror-finish chrome-plated steel construction
- Self-centering bread rack for thinnest sliced breads
- Great for bagels and thickly sliced bread
- Easy Touch™ Control and LED indicators: Defrost, Reheat and Cancel
- Rotary dial browning level control
- Quick-clean pullout crumb tray
- WCT702 – Two extra-wide 1 3/8" slots
- WCT704 – Two extra-wide and extra-long 1 3/8" slots
- 120 VAC, 60 Hz
- Limited One Year Warranty
- UL, CUL, NSF



## 4-Slice Medium-Duty Toaster

### **WCT708**

- Brushed chrome steel housing
- Four extra-wide 1 3/8" slots, great for bagels
- 225 slices per hour
- Electronic browning controls
- Four self-centering bread racks
- Removable crumb trays
- 120 VAC, 60 Hz
- Limited One Year Warranty
- UL, CUL, NSF





Today crispy grilled Panini sandwiches are featured on more menus than ever.

Waring Commercial Italian-Style Panini Grills, which come in compact, large and extra-large dual models, feature combinations of ribbed and flat cast-iron plates to let you cook everything from the perfect Panini, to hamburgers, chicken, vegetables and much more.

A brand new addition to the line, the Waring 14" Countertop Griddle, features an oversized cooking surface for extra-large breakfasts, lunches and dinners. Grill any meal to perfection with Waring®.





*Panini Perfecto®/  
Tostato Perfecto® Compact  
Italian-Style Panini Grills*

**WPG150/WPG150B/WFG150**

- WPG150/WPG150B – Ribbed cast-iron plates for even heat distribution and quick cooking time
- WFG150 – Flat cast-iron plates
- 9.75" x 9.25" cooking surface, great for grilled panini sandwiches, hamburgers, chicken, vegetables and more
- Brushed stainless steel body construction and removable drip tray
- Hinged, auto-balancing top plate to suit foods up to 3" thick
- Adjustable thermostat to 570°F
- Power ON and Ready indicator lights
- Heat-resistant handles
- WPG150/WFG150 – 120 volt, 1800 watt (i)
- WPG150B – 208 volt, 2400 watt (i)
- Limited One Year Warranty
- UL, NSF



*Panini Supremo®/  
Tostato Supremo®  
Large Italian-Style Panini Grills*

**WPG250/WPG250B/  
WFG250/WDG250**

- WPG250/WPG250B – Ribbed cast-iron plates for even heat distribution and quick cooking time
- WFG250 – Flat cast-iron plates
- WDG250 – Ribbed top and flat bottom cast-iron plates
- 14.5" x 11" cooking surface, great for grilled panini sandwiches, hamburgers, chicken, vegetables and more
- Brushed stainless steel body construction and removable drip tray
- Hinged, auto-balancing top plate to suit foods up to 3" thick
- Adjustable thermostat to 570°F
- Adjustable back feet for easy grease drainage
- Power ON and Ready indicator lights
- Heat-resistant handles
- WPG250/WFG250/WDG250 – 120 volt, 1800 watt (i)
- WPG250B – 208 volt, 2800 watt (i)
- Limited One Year Warranty
- UL, NSF





*Panini Ottimo® / Tostato Ottimo®*  
Dual Italian-Style Panini Grills

**WPG300/WFG300/WDG300**

- WPG300 – Ribbed cast-iron plates for even heat distribution and quick cooking time
- WFG300 – Flat cast-iron plates
- WDG300 – Half-flat and half-ribbed plates
- 17" x 9.25" cooking surface, great for grilled panini sandwiches, hamburgers, chicken, vegetables and more
- Brushed stainless steel body construction and removable drip tray
- Hinged, auto-balancing top plate to suit foods up to 3" thick
- Adjustable thermostat to 570°F
- Adjustable back feet for easy grease drainage
- Power ON and Ready indicator lights
- Heat-resistant handles
- 240 volt, 3200 watt 
- Limited One Year Warranty
- UL, NSF






**NEW!**

## *Electric Countertop Griddle*

### **WGR140**

- Large 14" x 16" grilling surface with even heat distribution – great for eggs, pancakes, hamburgers, chicken, vegetables and more
- Brushed stainless steel construction
- Oversized 11" fully removable grease tray
- Extra-tall steel splash guards with tapered front end for protection against grease and spills
- Adjustable thermostat to 570°F
- Heat-resistant handles
- 120V, 1800W 
- Limited One Year Warranty
- cULus, NSF



*Waring Commercial extends its deep fryer line to make sure there's a perfect fit for every business – no matter how many fried items are on the menu, and no matter how many customers come through your door! Waring's new heavy-duty deep fryers feature both a large single basket and twin baskets to let you prepare large portions or two menu items at once. A wide range of temperatures lets you prepare everything from fish and chips to calamari, fries to veggies... even donuts. Options are good for business, and when it comes to deep fryers, Waring Commercial gives you more than ever!*



**NEW!**



**Bonus Accessories Included**



**NC100**  
Night Cover



**LFB10**  
Large Single Basket

*Heavy-Duty 10-lb.  
Deep Fryers*

**WDF1000/WDF1000B**

- Includes 2 twin baskets (TFB10) and large single basket (LFB10) – stainless steel with removable handles
- Night cover (NC100) included
- Hinged heating element and removable stainless steel tank for easy cleaning
- 30-minute timer and variable temperature control up to 390°F
- WDF1000 – 120V, 1800 W (⏻)  
WDF1000B – 208V, 2700 W (⏻)
- Limited One-Year Warranty
- UL, NSF

**NEW!**



**Bonus Accessories Included**



**NC100**  
2 Night Covers



**LFB10**  
2 Large Single Baskets

*Double 10-lb.  
Deep Fryers*

**WDF1000D/WDF1000BD**

- Includes 4 twin baskets (TFB10) and 2 large single baskets (LFB10) – stainless steel with removable handles
- 2 night covers (NC100) included
- Hinged heating elements and removable stainless steel tanks for easy cleaning
- 30-minute timers and variable temperature controls up to 390°F
- WDF1000D – 120V, 1800 W (⏻) (X2)  
WDF1000BD – 208V, 2700 W (⏻) (X2)
- Limited One Year Warranty
- UL, NSF

## Heavy-Duty 15-lb. Deep Fryers

### WDF1500B/WDF1550

- Includes 2 twin baskets (TFB15) and large single basket (LFB15) – stainless steel with removable handles
- Night cover (NC150) included
- Hinged heating element and removable stainless steel tank for easy cleaning
- 30-minute timer and variable temperature control up to 390°F
- WDF1500B – 208V, 3300 W (i) (X2)  
WDF1550 – 240V, 3840 W (i) (X2)
- Limited One Year Warranty
- UL, NSF

**NEW!**



#### Bonus Accessories Included



**NC150**  
Night Cover



**LFB15**  
Large Single Basket

## Double 15-lb. Deep Fryers

### WDF1500BD/WDF1550D

- Includes 4 twin baskets (TFB15) and 2 large single baskets (LFB15) – stainless steel with removable handles
- 2 night covers (NC150) included
- Hinged heating elements and removable stainless steel tanks for easy cleaning
- 30-minute timers and variable temperature controls up to 390°F
- WDF1500BD – 208V, 3300 W (i) (X2)  
WDF1550D – 240V, 3840 W (i) (X2)
- Limited One Year Warranty
- UL, NSF

**NEW!**



#### Bonus Accessories Included



**NC150**  
2 Night Covers



**LFB15**  
2 Large Single Baskets





## 8.5-lb. Deep Fryer

### **WDF75RC/WDF75B**

- Twin steel wire baskets with 3-lb. food capacity
- Hinged heating element and removable stainless steel tank
- 30-minute timer
- Compact footprint
- WDF75RC – 120 volt, 60 Hz (i)
- WDF75B – 208 volt, 60 Hz (—)
- Additional baskets available  
(WDF05 – Small 1.5-lb. steel wire basket LFB75 – Large 3-lb. steel wire basket)
- Limited One Year Warranty
- UL, NSF



## *Optional Accessory*

### **LFB75**

Large 3-lb. steel wire basket

*From compact and convenient to powerful and efficient, Waring Commercial Drink Mixers produce the right mix with ease and speed. The heavy-duty, durable construction withstands everyday use and the fully automatic operation keeps mixing effortless. This product line offers wall-mount, stand-alone and triple head mixers, and the built-in commercial motors range up to 1.2 HP and 12,500 RPM for quick, reliable results. Waring delivers the perfect mix of power, performance and possibility!*







## *Single Head Drink Mixer*

### **DMC20**

- Heavy-duty 2-speed (HI/LO) motor captured in shock-resistant rubber mounts for quiet trouble-free operation
- Fully automatic START/STOP operation
- Durable, epoxy powder-coated zinc die-cast housing
- Exclusive removable stainless steel front panel for easy cleaning
- Includes 2 agitators
- 120 VAC, 50/60 Hz
- Limited One Year Warranty
- UL, NSF, CUL (DMX25)



## *Wall-Mount Drink Mixer*

### **DMC90**

- Heavy-duty 2-speed (HI/LO) motor
- Mounts either on top of cabinets and machines, or flush on walls and cabinets
- Automatic START/STOP operation
- Durable, epoxy powder-coated zinc die-cast housing
- Black plastic housing
- 120 VAC, 50/60 Hz
- Limited One Year Warranty



## Triple Head Drink Mixer

### DMC201DCA

- High performance 1 peak HP, 2-speed commercial motors
- Heavy-duty die-cast metal motor housings
- Automatic START/STOP operation
- Heavy stainless steel splash panel
- 120 VAC, 50/60 Hz
- Limited One Year Warranty
- cETLus, NSF



## Wall-Mount Drink Mixer

### DMC180DCA

- High performance 1 peak HP, 2-speed commercial motor
- Space-saving design
- Automatic START/STOP operation
- Heavy-duty die-cast metal motor housing
- 120 VAC, 50/60 Hz
- Limited One Year Warranty
- cETLus, NSF



## Optional Accessory

### CAC20

Stainless steel mixer cup, 28-oz. capacity fits all standard drink mixers





## *Super Mixer II Single Head Drink Mixer*

### **DMC105V**

- Makes thick mixtures from hard ice creams, frozen custards and yogurts
- New heavy-duty 1.2 HP commercial motor with variable speed control (up to 12,500 RPM)
- High efficiency stainless steel agitator
- Rugged stainless steel construction
- ON/OFF rocker switch
- 120 VAC, 50/60 Hz
- Limited Two Year Warranty
- UL, NSF



## *Drink Mixer Foot Pedal*

### **CAC51**

- Optional ON/OFF foot control for DMC105V
- Frees up operator's hands for additional control
- Small footprint and extra-long cord for convenient floor placement



*Always be prepared to serve popular, healthy drinks at the flip of a switch. Heavy-Duty Juice Extractors and Citrus Juicers from Waring® Commercial quickly produce large volumes of pure, natural juice. Safety and silence are built in, as the line features safe-operation interlock systems and powerful direct drive motors. From the heavy-duty 1.3 HP, 13,000 RPM extractor with pulp ejection to the compact bar juicer, Waring® offers the essential tools for every restaurant, bar, or health center.*





## *Heavy-Duty Juice Extractor with Pulp Ejection*

### **WJX50**

- Large 3" feed chute and heavy-duty polycarbonate juicing bowl
- 1.3 HP, 1000 watts – 2-speed operation
- RPM: 13,000 on HIGH, 6,500 on LOW
- Brushed stainless steel and polycarbonate housing
- Stainless steel extraction basket with die-cast steel hub
- Includes easy-to-remove pulp collector and juice cup
- Triple interlock for safe operation
- 120 VAC, 60 Hz
- Limited One Year Motor Warranty
- cETLus, NSF

**NEW!**



## *Citrus Attachment*

### **CA152**

- Converts WJX50 into citrus juicing center
- Easily juices all citrus fruits with universal reamer
- Locks into WJX50 safety interlock system



## *Juice Extractor*

### **6001C**

- Rapidly converts fruits and vegetables into rich, pulp-free juice
- Floating-action stainless steel blade speeds up juice flow with faster distribution of pulp
- Stainless steel extraction basket, bowl and cover
- Polycarbonate motor housing
- 120 VAC, 60 Hz
- Limited One Year Warranty
- UL, CSA (6001CQ)



## *Heavy-Duty Juice Extractor with Pulp Ejection*

### **JE2000**

- Produces large volumes of pure, natural juice for bars, restaurants, health centers
- Safe-operation interlock system
- Built for long life and easy maintenance and cleaning
- Rugged die-cast aluminum housing and stainless steel juicing parts
- 120 VAC, 60 Hz
- RPM: 16,000
- Limited One Year Warranty
- UL, NSF (JE2000 is a model IOTA by Fruil Co. SRL, Maniago, Italy)







## *Bar Juicer*

### **BJ120C**

- Compact design creates small-space profit center
- Heavy die-cast base, quiet motor
- Reamer fits all citrus fruits
- Juice bowl, reamer lift off for easy cleaning
- Includes one-liter serving container (not shown)
- 120 VAC, 60 Hz
- Limited One Year Warranty
- ETL



## *Heavy-Duty Citrus Juicers*

### **JC3000/JC4000**

- Quiet, heavy-duty direct drive motor
- Stainless steel juice collector with large spout
- Sturdy polycarbonate motor housing with vibration-dampening feet
- Universal reamer juices all citrus fruits
- Lower 1200 RPM (JC3000) motor reduces splashing to minimum
- Higher 1800 RPM (JC4000) motor for maximum juice yield
- 120 VAC, 60 Hz
- Limited One Year Warranty
- UL



*Waring® Commercial continues to offer new and innovative specialty items to help your business respond to ever-changing consumer trends. Turn up the heat with high-powered convection ovens, high performance waffle makers, and convenient extra burners. Spice things up with the new commercial spice grinder while your guests are entertained with the commercial popcorn maker. Each unique product provides commercial businesses with more capabilities to keep customers coming back!*





## Heavy-Duty Belgian Waffle Maker



### WW150

- Heavy-duty die-cast housing
- Rotary feature for even baking and browning
- Audio beep signals when unit is ready to bake and when waffle is cooked
- Power on and Ready-to-Bake LED indicators
- Delivers up to 25 (1¼" thick) Belgian waffles per hour
- Embedded heating elements for precise temperature control
- Triple-coated, nonstick plates provide easy removal of waffle and quick cleanup
- 120 VAC, 60 Hz
- Limited One Year Warranty
- cULus, NSF



## Heavy-Duty Double Waffle Maker

### WW250/WW250B

- Heavy-duty die-cast housing
- Rotary feature for even baking and browning
- Audio beep signals when unit is ready to bake and when waffle is cooked
- Power on and Ready-to-Bake LED indicators
- Independent controls deliver 50 to 60 (1¼" thick) Belgian waffles per hour (based on voltage)
- Embedded heating elements for precise temperature control
- Triple-coated, nonstick plates provide easy removal of waffle and quick cleanup
- WW250 – 120 volts, 
- WW250B – 208 volts, 
- cULus, NSF



## 7-Quart Stand Mixer

### WSM7Q

- Heavy-duty 1+ HP, 850-watt motor to handle the heaviest mixing tasks
- Large, 7-quart stainless steel bowl with carrying handles
- 12 mixing speeds with Soft Start for precision mixing
- PULSE function with maximum burst of power
- Tilt-back head for easy removal of attachments
- Full die-cast housing
- Includes chef's whisk, mixing paddle, dough hook and splashguard with feed chute
- Limited Two Year Warranty
- cETLus, NSF



## Professional Electric Spice Grinder

### WSG30

- Finely grinds cinnamon sticks, nutmeg, peppercorns and much more in seconds
- High performance commercial grade motor – 19,000 RPM
- Heavy-duty brushed stainless steel housing with safety interlock lid
- PULSE actuation to easily manage consistency of grind
- Includes 3 fully-removable and dishwasher-safe stainless steel grinding bowls with convenient storage lids
- Durable stainless steel blades
- cETLus, NSF









## Quarter Size Convection Oven



### WCO250

- Convection bake, roast, bake, rotisserie and broil functions
- Heavy-duty brushed stainless steel finish and full stainless steel interior
- .9 cubic feet – fits 3 quarter-size sheet pans
- Includes stainless steel baking sheet/drip pan and two nickel-plated baking racks
- Clear-view tempered glass window
- 1700 watts
- Limited One Year Motor Warranty
- WCO250 – UL   
WCO250C – cULus 
- NSF



## Half Size Convection Oven

### WCO500

- Convection bake, roast, bake, rotisserie and broil functions
- Heavy-duty brushed stainless steel finish and full stainless steel interior
- 1.5 cubic feet – fits 4 half size sheet pans
- Includes stainless steel baking sheet/drip pan and three nickel-plated baking racks
- Clear-view tempered glass window
- 1700 watts
- Limited One Year Motor Warranty
- WCO500 – UL   
WCO500C – cULus 
- NSF

**NEW!**



## Single and Double Burners

### WEB300/WDB600

- Heavy-duty cast-iron burner plates
- WDB600 – 1800 total watts:  
1300-watt large plate for fast cooking  
and 500-watt small plate for simmering  
and warming
- WEB300 – 1300-watt large plate
- Brushed stainless steel housing
- Independent adjustable thermostats with  
On and Ready indicator lights
- Nonslip rubber feet
- Limited One Year Warranty
- UL, NSF



## Popcorn Maker

### WPM60

- 6- to 8-oz. kettle capacity
- Up to 175 popped, one-ounce servings per hour
- 1000 watts of power for quick heat-up and recovery time
- Pivoting kettle is removable for easy cleaning
- Heat bulb keeps popped popcorn hot
- Removable doors for easy cleaning
- Limited One Year Warranty
- cULus, NSF



## Knife Sharpener

### WKS800

- Two grinding wheels (fine/coarse), one stropping wheel
- Grinds at 18°–22° angles – optimum angles recommended by knife manufacturers
- Stropping wheel operates in reverse direction, for more efficient removal of burrs and polishing of the blade
- Magnetized drawer under grinding wheel captures metal shavings
- 120 VAC, 60 Hz
- Limited One Year Warranty
- UL, NSF







**WARING**  
**COMMERCIAL**

© 2010 Conair Corporation  
Waring Commercial is a division of Conair Corporation  
For information on all Waring Commercial Products  
in U.S. and Canada, contact:  
Waring Commercial  
314 Ella T. Grasso Avenue  
Torrington, Connecticut 06790  
Tel. (800) 492-7464 [www.waringproducts.com](http://www.waringproducts.com)

PG-25759 09WC15028