



CD40022 WITH ICE0320

Features

- Only 22" (559 mm) wide.
- Only 76" (1937 mm) tall with ICE Series ma
- Storage 120 lbs (54 kg) of ice.
- Turbo Dispense dispenses 1/4 lbs of ice pe
- Power Clean allows access to the bin for e cleaning without moving the ice machine. safety switch turns off machine agitation v top-front access panel is removed.
- 4" (102 mm) foam insulation for maximum preservation – no more quick melting ice.
- Constructed from corrosion-resistant stai steel and fingerprint-proof plastic.
- Great for hard water, food safety and tigh
- User friendly push-to-dispense operation.

Ice Form



CUBE

Full Cube Dimensions	
W x D x H (in.)	7/8 x 7/8 x 7/8
W x D x H (mm)	22 x 22 x 22
Half Cube Dimensions	
W x D x H (in.)	3/8 x 7/8 x 7/8
W x D x H (mm)	10 x 22 x 22

ICE PRODUCTION FOR OPTIONAL CUBE ICE MAKERS—LBS. (KG) PER 24

Model Number	ICE0320	ICE0325	ICE0520
Air-Cooled	334 (152)	301 (137)	520 (236)
Water-Cooled	349 (159)	n/a	527 (240)
Remote-Cooled	n/a	n/a	n/a
Voltage Char.	115/60/1	220-240/50/1	115/60/1

*Tested at 7

All specifications and performance data are subject to normal manu





THE ICE-O-MATIC CUBE ICE MACHINE

MODULAR

Ice-O-Matic modular cubers are designed to provide the highest reliability, with carefree operation and maintenance. They produce pure, crystal-clear ice for the most demanding foodservice and hospitality needs. Half and full cube configurations are available.



ICE 500 OR B55

22" WIDE (559 MM)

Two model choices produce up to 559 lbs. (254 kg) per day
Available in 50Hz (A) and 60Hz (A & W) models

30" WIDE (762 MM)

Seven model choices produce up to 1,432 lbs. (650 kg) per day
Available in 50Hz and 60Hz (A, W & R) models

48" WIDE (1,219 MM)

Three model choices produce up to 1,856 lbs. (842 kg) per day
Available in 50Hz and 60Hz (A, W & R) models

SELF-CONTAINED CUBERS

The perfect ice maker for small-space applications such as bars, coffee shops and wait stations. Our small self-contained cuber features the unique gourmet-style cube, and our larger cubers are available in half or full cube configurations. These offer the highest level of production and storage of any self-contained model in the industry.



ICEU 220

15" WIDE (386 MM)

Produces up to 84 lbs. (38 kg) per day
Integrated storage of up to 24 lbs. (11 kg)
Available in 60Hz (A) model

24" WIDE (610 MM)

Two model choices produce up to 251 lbs. (114 kg) per day
Integrated storage of up to 100 lbs. (45 kg)
Available in 50Hz and 60Hz (A & W) models

30" WIDE (762 MM)

Produces up to 356 lbs. (161 kg) per day
Available in 50Hz and 60Hz (A & W) models



STORAGE, TRANSPORT AND DISPENSER OPTIONS

Our storage and dispenser options are designed for practical, lower profile applications. The finer details, such as a safe-hold hinge and a convenient scoop holder, were considered in the design of our slope front storage bins, while smart, space-saving considerations were built into our dispensers.



B55

SLOPE FRONT STORAGE BINS

Five models measuring 22" (559 mm), 30" (762 mm) or 48" (1,219 mm) wide
Integrated storage capacity up to 854 lbs. (388 kg)



B120

UPRIGHT STORAGE BINS

Five models measuring 30" (762 mm), 48" (1,219 mm) or 60" (1,524 mm) wide
Integrated storage capacity up to 1,807 lbs. (821 kg)



IOD150

WATER AND ICE DISPENSERS

22" (559 mm) and 30" (762 mm) wide models store up to 250 lbs. (113 kg)



CD #0022

HOTEL DISPENSERS

22" (559 mm) and 30" (762 mm) wide models store up to 180 lbs. (81 kg)



ITS1000-125

ICE TRANSPORT SYSTEM

Four models measuring 36" (914 mm), 48" (1,219 mm), 60" (1,524 mm) or 72" (1,829 mm) wide
Integrated storage up to 1,846 lbs. (838 kg)
Includes a single or double 125 lb. (57 kg) transport cart



IBS1000

ICE BAGGING SYSTEM

Two models measuring 30" (762 mm) or 48" (1,219 mm)
Integrated storage up to 1,078 lbs. (489 kg)

WATER FILTRATION



IFQ1 SYSTEM

Single cartridge with a quick disconnect
Ice-making capacity: Up to 1,000 lbs.
Dimensions: 6" W x 4" D x 15" H
(152 W x 102 D x 381 H mm)



IFQ2 SYSTEM

Dual cartridge with a quick disconnect
Ice-making capacity: Up to 2,400 lbs.
Dimensions: 10" W x 6" D x 16" H
(254 W x 152 D x 406 H mm)



EF250 - SELF CONTAINED FLAKE ICE MAKER



Features

- Produces up to 400 lbs (182 kg) of ice per day.
- Constructed with a rugged stainless steel transport system enclosed in polyurethane insulation.
- Removes excess water by pushing the flaked ice through an extrusion process – the result is high-quality flaked ice which is ideal for medical, supermarket or restaurant applications.
- Constructed from sturdy, corrosion-resistant stainless steel.
- Filter-Free Air – no air filter to change.

EF250 SELF CONTAINED FLAKE ICE MAKER

Options & Accessories

WATER FILTERS			
Ice Machine Model	Manifold		Inline
	System	Replacement	System
EF250	IFQ1	IOMQ (1)	IF14C / IF18C

Ice Maker Warranty

Every Ice-O-Matic ice maker is backed by a warranty that provides both parts and labor coverage.

- Two years **Parts** and **Labor**.
- Five years **Parts** coverage on the compressor.

Ice Form



FLAKED ICE

Space-Saving Solutions

- Self-contained insulated storage available in 143 lbs (65 kg), 213 lbs (97 kg).
- Your choice of 32" (965 mm) or 38" (965 mm) wide cabinets.
- Ultra-low profile – 41" (1041 mm) tall.
- Air intake on only one side.





EF450 - SELF CONTAINED FLAKE ICE MAKER



Features

- Produces up to 472 lbs (215 kg) of ice per day.
- Constructed with a rugged stainless steel transport system enclosed in polyurethane insulation.
- Removes excess water by pushing the flaked ice through an extrusion process – the result is high-quality flaked ice which is ideal for medical, supermarket or restaurant applications.
- Constructed from sturdy, corrosion-resistant stainless steel.
- Filter-Free Air – no air filter to change.

EF450 SELF CONTAINED FLAKE ICE MAKER

Options & Accessories

WATER FILTERS			
Ice Machine Model	Manifold		Inline
	System	Replacement	System
EF450	IFQ1	IOMQ (1)	IF14C / IF18C

Ice Maker Warranty

Every Ice-O-Matic ice maker is backed by a warranty that provides both parts and labor coverage.

- Two years **Parts** and **Labor**.
- Five years **Parts** coverage on the compressor.

Ice Form



FLAKED ICE

Space-Saving Solutions

- Self-contained insulated storage available in 143 lbs (65 kg), 213 lbs (97 kg).
- Your choice of 32" (965 mm), 38" (965 mm).
- Ultra-low profile – 41" (1041 mm) tall.
- Air intake on only one side.





ICEO400/O405/O406 - CUBE ICE MAKER



ICEO406 DN B55

Features

- Only 30" (762 mm) wide.
- Produces up to 529 lbs (240 kg) of ice per day.
- *Harvest Assist* provides consistent ice production for the life of the ice maker while reducing energy consumption and increasing capacity.
- *Pure Ice*® exclusively by Ice-O-Matic. Built-in antimicrobial protection for the life of the ice maker inhibits bacteria growth on ice maker surfaces. Ice-O-Matic's optional water filtration system provides protection against unpleasant tastes, odors and scale formation.
- Durable, electroless nickel plating on all evaporator plates ensures reliability.
- *Longest warranty in the industry.* Purchase an Ice-O-Matic water filter with your cube ice maker, replace the filter every six months, and the evaporator warranty is extended to 7 years parts and labor (available in the U.S. and Canada only).
- Constructed from corrosion-resistant stainless steel and fingerprint-proof plastic.
- Free factory-installed optional Top Air Discharge available for maximum ice production in a small space.

ICEO400/O405/O406 CUBE I

Options & Accessories

WATER FILTERS			
Ice Machine Model	Manifold		Inline
	System	Displacement	
			System

Ice Maker Warranty

Every Ice-O-Matic ice maker is backed by a warranty that provides both parts and labor coverage.

- Three years **Parts and Labor.**

ICE0500 - CUBE ICE MAKER



ICE0500 ON B35

Features

- Space-saving 20" (508 mm) tall design.
- Produces up to 600 lbs (273 kg) of ice per day.
- Harvest Assist provides consistent ice production for the life of the ice maker while reducing energy consumption and increasing capacity.
- Pure Ice® exclusively by Ice-O-Matic. Built-in antimicrobial protection for the life of the ice maker inhibits bacteria growth on ice maker surfaces. Ice-O-Matic's optional water filtration system provides protection against unpleasant tastes, odors and scale formation.
- Durable, electroless nickel plating on all evaporator plates ensures reliability.
- Longest warranty in the industry. Purchase an Ice-O-Matic water filter with your cube ice maker, replace the filter every six months, and the evaporator warranty is extended to 7 years parts and labor (available in the U.S. and Canada only).
- Constructed from corrosion-resistant stainless steel and fingerprint-proof plastic.
- Free factory-installed optional Top Air Discharge available for maximum ice production in a small space.

ICE0500 CUBE ICE MAKER

Options & Accessories

Ice Machine Model	WATER FILTERS		Inline System
	Manifold		
	System	Replacement	
ICE0500	IFQ1	IOMQ (1)	IFI4C / IFI8C

Ice Maker Warranty

Every Ice-O-Matic ice maker is backed by a warranty that provides both parts and labor coverage.

- Three years **Parts and Labor**.
- Five years **Parts** coverage on the evaporator and compressor.
- Seven years **Parts and Labor** on the evaporator when you purchase an Ice-O-Matic water filter with your cube ice maker and replace the filter every six months (available in the U.S. and Canada only).

Ice Form

CUBE

FULL CUBE DIMENSIONS	
W x D x H (in.)	7 7/8 x 7 7/8 x 7 7/8
W x D x H (mm)	22 x 22 x 22
HALF CUBE DIMENSIONS	
W x D x H (in.)	3 7/8 x 7 7/8 x 7 7/8
W x D x H (mm)	10 x 22 x 22

Bin Chart Kits for Combining Wider Bins with Smaller Models

ICE STORAGE BINS										
Model No.	B25	B40	B42	B55	B70-30	B90-30	B100	B120	B150	B170
Capacity	242 lbs (110 kg)	344 lbs (156 kg)	351 lbs (160 kg)	310 lbs (141 kg)	747 lbs (337 kg)	1025 lbs (465 kg)	854 lbs (388 kg)	1142 lbs (519 kg)	1447 lbs (658 kg)	1807 lbs (821 kg)
Width	30 in (762 mm)	30 in (762 mm)	22 in (559 mm)	30 in (762 mm)	30 in (762 mm)	30 in (762 mm)	48 in (1219 mm)	28 in (711 mm)	60 in (1524 mm)	60 in (1524 mm)
Kits	Kit Not Required		n/a	Kit Not Required			KBT 5	Filler Kit Required		

*See Ice-O-Matic Price List for Adapter Kits to combine ice makers with most available ice/beverage dispensers.



See Our Top Air Option





ICE0520/O525 - CUBE ICE MAKER



ICE0520 ON B42

Features

- Space-saving 22" (558 mm) wide design.
- Produces up to 559 lbs (254 kg) of ice per day.
- Harvest Assist provides consistent ice production for the life of the ice maker while reducing energy consumption and increasing capacity.
- Pure Ice® exclusively by Ice-O-Matic. Built-in antimicrobial protection for the life of the ice maker inhibits bacteria growth on ice maker surfaces. Ice-O-Matic's optional water filtration system provides protection against unpleasant tastes, odors and scale formation.
- Durable, electroless nickel plating on all evaporator plates ensures reliability.
- Longest warranty in the industry. Purchase an Ice-O-Matic water filter with your cube ice maker, replace the filter every six months, and the evaporator warranty is extended to 7 years parts and labor (available in the U.S. and Canada only).
- Constructed from corrosion-resistant stainless steel and fingerprint-proof plastic.

ICE0520/O525 CUBE ICE MAKER

Options & Accessories

WATER FILTERS			
Ice Machine Model	Manifold		Inline
	System	Replacement	System
ICE0520	IFQ1	IOMQ (1)	IFI4C / IFI8C
ICE0525			

Ice Maker Warranty

- Every Ice-O-Matic ice maker is backed by a warranty that provides both parts and labor coverage.
- Three years **Parts and Labor**.
 - Five years **Parts** coverage on the evaporator and compressor.
 - Seven years **Parts and Labor** on the evaporator when you purchase an Ice-O-Matic water filter with your cube ice maker and replace the filter every six months (available in the U.S. and Canada only).

Ice Form

CUBE

FULL CUBE DIMENSIONS	
W x D x H (in.)	7 7/8 x 7 7/8 x 7 7/8
W x D x H (mm)	22 x 22 x 22
HALF CUBE DIMENSIONS	
W x D x H (in.)	3 7/8 x 7 7/8 x 7 7/8
W x D x H (mm)	10 x 22 x 22

Bin Chart Kits for Combining Wider Bins with Smaller Models

ICE STORAGE BINS										
Model No.	B25	B40	B42	B55	B70-30	B90-30	B100	B120	B150	B170
Capacity	242 lbs (110 kg)	344 lbs (156 kg)	351 lbs (160 kg)	310 lbs (141 kg)	747 lbs (339 kg)	1023 lbs (465 kg)	854 lbs (388 kg)	1142 lbs (519 kg)	1447 lbs (658 kg)	1607 lbs (729 kg)
Width	30 in (762 mm)	30 in (762 mm)	22 in (559 mm)	30 in (762 mm)	30" (762 mm)	30" (762 mm)	48 in (1219 mm)	48 in (1219 mm)	60 in (1524 mm)	60 in (1524 mm)
Kits	KBT 19		Kit Not Required	KBT 19	N/A		N/A			
ICE0520	KBT 19		Kit Not Required	KBT 19	N/A		N/A			
ICE0525	KBT 19		Kit Not Required	KBT 19	N/A		N/A			

*See Ice-O-Matic Price List for Adapter Kits to combine ice makers with most available ice/beverage dispensers.



ICEO726 - CUBE ICE MAKER



ICEO726/DN/B42

ICEO726 CUBE ICE MAKER

Features

- Space-saving 22" (558 mm) wide design.
- Low profile design for difficult-to-fit applications.
- Produces up to 810 lbs (367 kg) of ice per day.
- Harvest Assist provides consistent ice production for the life of the ice maker while reducing energy consumption and increasing capacity.
- Pure Ice® exclusively by Ice-O-Matic. Built-in antimicrobial protection for the life of the ice maker inhibits bacteria growth on ice maker surfaces. Ice-O-Matic's optional water filtration system provides protection against unpleasant tastes, odors and scale formation.
- Durable, electroless nickel plating on all evaporator plates ensures reliability.
- Longest optional warranty in the industry. Purchase an Ice-O-Matic water filter with your cube ice maker, replace the filter every six months, and the evaporator warranty is extended to 7 years parts and labor (available in the U.S. and Canada only).
- ENERGY STAR® rated.

Options

WATER FILTERS			
Ice Machine Model	Manifold		Inline
	System	Replacement	System
ICEO726	IFQ1	IOMQ (1)	N/A

Ice Maker Warranty

Every Ice-O-Matic ice maker is backed by a warranty that provides both parts and labor coverage.

- Three years **Parts and Labor**.
- Five years **Parts** coverage on the evaporator and compressor.
- Seven years **Parts and Labor** on the evaporator when you purchase an Ice-O-Matic water filter with your cube ice maker and replace the filter every six months (available in the U.S. and Canada only).

Ice Form



CUBE

FULL CUBE DIMENSIONS	
W x D x H (in.)	7 7/8 x 7 7/8
W x D x H (mm)	22 x 22 x 22
HALF CUBE DIMENSIONS	
W x D x H (in.)	3 7/8 x 7 7/8
W x D x H (mm)	10 x 22 x 22

Bin Chart Kits for Combining Wider Bins with Smaller Models

ICE STORAGE BINS											
Model No.	B25	B40	B42	B55	B70-30	B90-30	B100	B120	B130	B150	B170
Capacity	242 lbs (110 kg)	344 lbs (156 kg)	351 lbs (160 kg)	510 lbs (232 kg)	741 lbs (337 kg)	1022 lbs (465 kg)	854 lbs (389 kg)	1142 lbs (519 kg)	1427 lbs (649 kg)	1447 lbs (656 kg)	1807 lbs (821 kg)
Width	30 in (762 mm)	30 in (762 mm)	22 in (559 mm)	30 in (762 mm)	30" (762 mm)	30" (762 mm)	48 in (1219 mm)	48 in (1219 mm)	48 in (1219 mm)	60 in (1524 mm)	60 in (1524 mm)
Kits	KBT19	KBT19	Kit Not Required	KBT19	KBT19	KBT19	KBT222*	Kit Not Required**	Kit Not Required**	Kit Not Required**	Kit Not Required**
ICEO726											

See Ice-O-Matic Price List for Adapter Kits to combine ice makers with most available ice/beverage dispensers.

*KBT222 only for dual iceheads.

**No charge for Side by Side tops when ordered at time of purchase. Additional charges apply when ordered separately.





ICE1806 ON B100

Features

- Space-saving 26" (660 mm) tall design.
- Produces up to 1832 lbs (833 kg) of ice per day.
- Harvest Assist provides consistent ice production and long life of the ice maker while reducing energy consumption and increasing capacity.
- Pure Ice® exclusively by Ice-O-Matic. Built-in protection for the life of the ice maker inhibits mold growth on ice maker surfaces. Ice-O-Matic's water filtration system provides protection against unpleasant tastes, odors and scale formation.
- Durable, electroless nickel plating on all ice maker plates ensures reliability.
- Longest warranty in the industry. Purchase an Ice-O-Matic water filter with your cube ice maker and the warranty is extended to 7 years parts and labor (available in the U.S. and Canada only).
- Constructed from corrosion-resistant stainless steel and fingerprint-proof plastic.

Options & Accessories

Ice Machine Model	WATER FILTERS		
	Manifold		Inline
	System	Replacement	System
ICE1806	IFQ2	IOMQ (2)	N/A
ICE1807			

Ice Maker Warranty

- Every Ice-O-Matic ice maker is backed by a warranty that provides both parts and labor coverage.
- Three years **Parts and Labor**.
 - Five years **Parts** coverage on the evaporator and compressor.
 - Seven years **Parts and Labor** on the evaporator when you purchase an Ice-O-Matic water filter with your cube ice maker and replace the filter every six months (available in the U.S. and Canada only).

Ice Form



CUBE

FULL CUBE DIMENSIONS	
W x D x H (in.)	7 7/8 x 7 7/8 x 7 7/8
W x D x H (mm)	22 x 22 x 22
HALF CUBE DIMENSIONS	
W x D x H (in.)	5 1/8 x 7 7/8 x 7 7/8
W x D x H (mm)	14 x 22 x 22

Bin Chart Kits for Combining Wider Bins with Smaller Models

Kits	Model No.	ICE STORAGE BINS							
		B25	B40	B42	B55	B70-30	B90-30	B100	B120
ICE1806									
ICE1807									KBT44





ICEU070 - SELF CONTAINED CUBE ICE MAKER



ICEU070

Features

- Produces clear, long-lasting large-format cubes.
- Space-saving 15.2" (386 mm) wide undercounter design.
- Produces up to 84 lbs (38.1 kg) of ice per day.
- Built in storage bin stores up to 24 lbs (10.9 kg).
- Energy Saving Systems that optimizes cycle efficiency and ice quality, while reducing energy consumption and cutting operating costs.
- Constructed from sturdy, corrosion-resistant stainless steel and fingerprint-proof plastic.
- Ideal for any undercounter or bar application.

ICEU070 SELF CONTAINED CUBE ICE MAKER

Options & Accessories

WATER FILTERS			
Ice Machine Model	Manifold		Inline
	System	Replacement	System
ICEU070	N/A	N/A	IF14C / IF18C

Ice Maker Warranty

- Every Ice-O-Matic ice maker is backed by a warranty that provides both parts and labor coverage.
- Three years **Parts and Labor**.
 - Five years **Parts** coverage on the evaporator and compressor.

Ice Form



GOURMET

SHOT GLASS STYLE	
W x D x H (in.)	1 x 1 1/8 x 1 1/4
W x D x H (mm)	25 x 29 x 32

Space-Saving Solutions

- Front air discharge design for compact spaces.
- Low profile top saves counter space.
- Stores up to 24 lbs (10.9 kg) of ice.
- Easy front access to ice.
- Power cord for quick installation.
- Ideal for any under counter or bar application.
- Legs allow for cleaning below.





ICEU150 - SELF CONTAINED CUBE ICE MAKER



ICEU150

Features

- Space-saving 24" (610 mm) wide undercounter design.
- Produces up to 185 lbs (84 kg) of ice per day.
- Harvest Assist provides consistent ice production for the life of the ice maker while reducing energy consumption and increasing capacity.
- Pure Ice® exclusively by Ice-O-Matic. Built-in antimicrobial protection for the life of the ice maker inhibits bacteria growth on ice maker surfaces. Ice-O-Matic's optional water filtration system provides protection against unpleasant tastes, odors and scale formation.
- Durable, electroless nickel plating on all evaporator plates ensures reliability.
- Longest warranty in the industry. Purchase an Ice-O-Matic water filter with your cube ice maker, replace the filter every six months, and the evaporator warranty is extended to 7 years parts and labor (available in the U.S. and Canada only).
- Constructed from corrosion-resistant stainless steel and fingerprint-proof plastic.

ICEU150 SELF CONTAINED CUBE ICE MAKER

Options & Accessories

WATER FILTERS			
Ice Machine Model	Manifold		Inline
	System	Replacement	System
ICEU150	IFQ1	IOMQ (1)	IFI4C / IFI8C

Ice Maker Warranty

- Every Ice-O-Matic ice maker is backed by a warranty that provides both parts and labor coverage.
- Three years **Parts and Labor**.
 - Five years **Parts** coverage on the evaporator and compressor.
 - Seven years **Parts and Labor** on the evaporator when you purchase an Ice-O-Matic water filter with your cube ice maker and replace the filter every six months (available in the U.S. and Canada only).

Ice Form



CUBE

FULL CUBE DIMENSIONS	
W x D x H (in.)	7 $\frac{1}{8}$ x 7 $\frac{1}{8}$ x 7 $\frac{1}{8}$
W x D x H (mm)	22 x 22 x 22
HALF CUBE DIMENSIONS	
W x D x H (in.)	5 $\frac{1}{8}$ x 7 $\frac{1}{8}$ x 7 $\frac{1}{8}$
W x D x H (mm)	10 x 22 x 22

Space-Saving Solutions

- Front air discharge design for compact spaces.
- Low profile top saves counter space.
- Stores up to 74 lbs (34 kg) of ice.
- Easy front access to ice.
- Available with an air-cooled or water-cooled condenser.





ICEU220/225/226 - SELF CONTAINED CUBE ICE MAKER



ICEU220

Features

- Space-saving 24.54" (623 mm) wide undercounter design.
- Produces up to 251 lbs (114 kg) of ice per day.
- Front air discharge design for compact spaces.
- Low profile top saves counter space.
- Stores up to 74 lbs (34 kg) of ice.
- *Harvest Assist* provides consistent ice production for the life of the ice maker while reducing energy consumption and increasing capacity.
- *Pure Ice*® exclusively by Ice-O-Matic. Built-in antimicrobial protection for the life of the ice maker inhibits bacteria growth on ice maker surfaces. Ice-O-Matic's optional water filtration system provides protection against unpleasant tastes, odors and scale formation.
- Durable, electroless nickel plating on all evaporator plates ensures reliability.
- *Longest warranty in the industry.* Purchase an Ice-O-Matic water filter with your cube ice maker, replace the filter every six months, and the evaporator warranty is extended to 7 years parts and labor (available in the U.S. and Canada only).
- Constructed from corrosion-resistant stainless steel and fingerprint-proof plastic.

ICEU220/225/226 SELF CONTAINED CUBE ICE MAKER

Options & Accessories

WATER FILTERS			
Ice Machine Model	Manifold		Inline
	System	Replacement	System
ICEU220			
ICEU225	IFQ1	IOMQ (1)	IFI4C / IFI8C
ICEU226			

Ice Maker Warranty

Every Ice-O-Matic ice maker is backed by a warranty that provides both parts and labor coverage.

- Three years **Parts and Labor**.
- Five years **Parts** coverage on the evaporator and compressor.
- Seven years **Parts and Labor** on the evaporator when you purchase an Ice-O-Matic water filter with your cube ice maker and replace the filter every six months (available in the U.S. and Canada only).

Ice Form



CUBE

FULL CUBE DIMENSIONS	
W x D x H (in.)	3/8 x 7/8 x 7/8
W x D x H (mm)	22 x 22 x 22
HALF CUBE DIMENSIONS	
W x D x H (in.)	3/8 x 7/8 x 7/8
W x D x H (mm)	10 x 22 x 22





ICEU300/305 - SELF CONTAINED CUBE ICE MAKER



ICEU300

Features

- Space-saving 30" (762 mm) wide undercounter design.
- Produces up to 356 lbs (162 kg) of ice per day.
- Harvest Assist provides consistent ice production for the life of the ice maker while reducing energy consumption and increasing capacity.
- Pure Ice® exclusively by Ice-O-Matic. Built-in antimicrobial protection for the life of the ice maker inhibits bacteria growth on ice maker surfaces. Ice-O-Matic's optional water filtration system provides protection against unpleasant tastes, odors and scale formation.
- Durable, electroless nickel plating on all evaporator plates ensures reliability.
- Longest warranty in the industry. Purchase an Ice-O-Matic water filter with your cube ice maker, replace the filter every six months, and the evaporator warranty is extended to 7 years parts and labor (available in the U.S. and Canada only).
- Constructed from corrosion-resistant stainless steel and fingerprint-proof plastic.

ICEU300/305 SELF CONTAINED CUBE ICE MAKER

Options & Accessories

WATER FILTERS			
Ice Machine Model	Manifold		Inline
	System	Replacement	System
ICEU300	IFQ1	IOMQ (1)	IFI4C / IFI8C
ICEU305			

Ice Maker Warranty

- Every Ice-O-Matic ice maker is backed by a warranty that provides both parts and labor coverage.
- Three years **Parts and Labor**.
 - Five years **Parts** coverage on the evaporator and compressor.
 - Seven years **Parts and Labor** on the evaporator when you purchase an Ice-O-Matic water filter with your cube ice maker and replace the filter every six months (available in the U.S. and Canada only).

Ice Form



CUBE

FULL CUBE DIMENSIONS	
W x D x H (in.)	7 ⁵ / ₈ x 7 ⁵ / ₈ x 7 ⁵ / ₈
W x D x H (mm)	22 x 22 x 22
HALF CUBE DIMENSIONS	
W x D x H (in.)	5 ¹ / ₈ x 7 ⁵ / ₈ x 7 ⁵ / ₈
W x D x H (mm)	10 x 22 x 22

Space-Saving Solutions

- Front air discharge design for compact spaces.
- Low profile top saves counter space.
- Stores up to 112 lbs (51 kg) of ice.
- Easy front access to ice.
- Available with an air-cooled or water-cooled condenser.



IOD200 - ICE ONLY OR WATER/ICE DISPENSER



ICE0400 ON IOD200

Features

- Only 30" (762 mm) wide.
- Stores 200 lbs (91 kg) of ice.
- Direct Dispense – ensures that ice hits the glass every time.
- Ultra-low profile design.
- User friendly push-to-dispense operation.
- Quick Stop – prevents ice overflow and waste.
- Perfect for cube or Pearl Ice® ice makers.
- Power Clean allows access to the bin for easy cleaning without moving the ice machine. Interlock safety switch turns off machine agitation when tip-front access panel is removed.
- 1" (25 mm) foam-insulation for maximum ice preservation—no more quick-melting ice.
- Constructed from corrosion-resistant stainless steel and fingerprint-proof plastic.
- Auto Rotate – turns the ice every hour to consistently provide more dispensable ice.

IOD200 ICE ONLY OR WATER/ICE DISPENSER

Options & Accessories

Item Number	Description	Approximate Shipping Weight lbs (kg)
KWGFID	Water Glass Filler Kit for 30" IOD	2 (1)
KBT25022	Adapter for 22" Cubers or 21" GEM on 30" IOD	24 (11)
KBT25030	Adapter for 30" Cubers or GEM on 30" IOD	24 (11)
KGEMDIV & KEBIOD	Required for GEM on 30" IOD	3 (1)

Ice Form



CUBE

FULL CUBE DIMENSIONS	
W x D x H (in.)	7/8 x 7/8 x 7/8
W x D x H (mm)	22 x 22 x 22
HALF CUBE DIMENSIONS	
W x D x H (in.)	3/8 x 7/8 x 7/8
W x D x H (mm)	22 x 22 x 10

Ice Form



PEARL ICE

PEARL ICE DIMENSIONS	
H x Dia. (in.)	1/2 x 3/8
H x Dia. (mm)	12.7 x 9.5

ICE PRODUCTION FOR OPTIONAL CUBE OR PEARL ICE MAKERS*									
Model No.	ICE0250	ICE0320	ICE0400	ICE0520	ICE0500	ICE0606	GEM0450	GEM0650	GEM0956
Air-Cooled	336 (153)	334 (152)	505 (230)	520 (236)	565 (256)	650 (295)	464 (210)	740 (336)	1,100 (499)
Water-Cooled	333 (151)	349 (159)	496 (225)	527 (240)	556 (256)	618 (280)	508 (230)	770 (349)	1,250 (567)
Remote-Cooled	N/A	N/A	N/A	N/A	567 (258)	670 (304)	N/A	770 (349)	1,200 (544)
Voltage Char.	115/60/1	115/60/1	115/60/1	115/60/1	115/60/1	208-230/60/1	115/60/1	115/60/1	208-230/60/1

*Tested at 70°F Air/50°F Water.
*Pounds (Kilograms) per 24 hours.





ICE320 ON IOD150

Features

- Space – saving 22" (559 mm) width.
- Stores 150 lbs (68 kg) of ice.
- Direct Dispense – ensures that ice hits the glass every time.
- Maximum ice storage in a minimum amount of space.
- User friendly push-to-dispense operation.
- Quick Stop – prevents ice overflow and waste.
- Perfect for cube or Pearl Ice® ice makers.
- *Power Clean* allows access to the bin for easy cleaning without moving the ice machine. Interlock safety switch turns off machine agitation when top-front access panel is removed.
- 1" (25 mm) foam insulation for maximum ice preservation.
- Constructed from corrosion-resistant stainless steel and fingerprint-proof plastic.
- Auto Rotate – turns the ice every hour to consistently provide more dispensable ice.
- Ultra-low profile design.

IOD150 ICE ONLY OR WATER/ICE DISPENSER

Options

Item Number	Description	Approximate Shipping Weight (lb) (kg)
KWGFID	Water Glass Filler Kit for 30" IOD	2 (1)
KBT15022	Adapter for 22" Cubers or GEMs on 22" IOD	24 (11)
KGEMDIV	Required for GEM on 22" IOD	1 (5)

Ice Form



CUBE

FULL CUBE DIMENSIONS	
W x D x H (in.)	7/8 x 7/8 x 7/8
W x D x H (mm)	22 x 22 x 22
HALF CUBE DIMENSIONS	
W x D x H (in.)	3/6 x 3/6 x 3/6
W x D x H (mm)	22 x 22 x 10

Ice Form



PEARL ICE

PEARL ICE DIMENSIONS	
H x Dia. (in.)	1/2 x 3/8
H x Dia. (mm)	12.7 x 9.5

ICE PRODUCTION FOR OPTIONAL CUBE OR PEARL ICE MAKERS*						
Model Number	ICE0320	ICE0400	ICE0520	GEM0450	GEM0650	GEM0956
Air-Cooled	334 (152)	505 (230)	520 (236)	464 (210)	740 (336)	1,100 (499)
Water-Cooled	349 (159)	496 (225)	527 (240)	508 (230)	770 (350)	1,250 (567)
Remote-Cooled	N/A	N/A	N/A	N/A	770 (350)	1,200 (544)
Voltage Char.	115/60/1	115/60/1	115/60/1	115/60/1	115/60/1	208-230/60/1

*Tested at 70°F Air/50°F Water.
Pounds (Kilograms) per 24 hours



RELIABLE AND EFFORTLESS PERFORMANCE

Ice-O-Matic manufactures a full range of modular and self-contained cube ice machines designed for extremely simple operation and maintenance, with a commitment to reliability. Think of our machines as your silent partner, working every day to provide high volumes of crystal-clear ice. We ensure seamless ice production for many years to come, so you can spend more time focusing on your business.

Ice-O-Matic ICE Series cube machines produce full, half or gourmet cube sizes. Our modular cube ice machines boast these state-of-the-art-features:



ICE 400 ON B55

- Top air discharge, available FREE on several 30" (762 mm) models, eliminates the need for side airflow clearance
- Low-profile machines are 1" to 3" (25 mm to 76 mm) lower in height than most competitors' machines
- Easy-access cabinet provides a large opening to all key components with the removal of only two simple fasteners
- Storage bins include a built-in scoop holder for improved sanitation
- Safe-hold hinge holds the bin door for easier access to the ice
- 100% of our ICE Series machines meet or exceed CEC or Energy Star criteria

Peace-of-Mind Protection

Every Ice-O-Matic ice machine is backed by our full-coverage warranty providing:


- Three-year parts and labor
- Five-year parts coverage on the compressor

7-Year Evaporator Warranty

Ice-O-Matic offers the only extended 7-Year Evaporator Warranty in the industry. Simply by purchasing an Ice-O-Matic water filter and replacing it every six months, you guarantee your warranty.



ICE SERIES™ CUBE ICE MACHINES



PRACTICAL DESIGN FEATURES

Ice-O-Matic cubers are designed with simple time-tested components for reliable and carefree operation.



HARVEST ASSIST

Overpowers scale buildup to ensure consistent, reliable and energy-efficient performance.



ELECTROMECHANICAL CONTROLS

Time-tested electrical components reliably control the ice-making process. They are easy to adjust and diagnose, and can be replaced individually for low-cost repairs.



FILTER-FREE AIR

Oversized condenser eliminates the need for a restrictive air filter, saving time and money.



SEA SALT CORROSION PROTECTION

Provides important protection in coastal regions and is offered standard at no additional charge on all cube remote condensers.



ICE1006/1005/1007 - CUBE ICE MAKER



ICE1006 ON 800

Features

- Only 30" (762 mm) wide.
- Produces up to 997 lbs (453 kg) of ice per day.
- Harvest Assist provides consistent ice production for the life of the ice maker while reducing energy consumption and increasing capacity.
- Pure Ice® exclusively by Ice-O-Matic. Built-in antimicrobial protection for the life of the ice maker inhibits bacteria growth on ice maker surfaces. Ice-O-Matic's optional water filtration system provides protection against unpleasant tastes, odors and scale formation.
- Durable, electroless nickel plating on all evaporator plates ensures reliability.
- Longest warranty in the industry. Purchase an Ice-O-Matic water filter with your cube ice maker, replace the filter every six months, and the evaporator warranty is extended to 7 years parts and labor (available in the U.S. and Canada only).
- Constructed from corrosion-resistant stainless steel and fingerprint-proof plastic.

ICE1006/1005/1007 CUBE ICE MAKER

Options & Accessories


Ice Machine Model	WATER FILTERS		Inline System
	Manifold		
	System	Replacement	
ICE1006	IFQ2	IOMQ (2)	N/A
ICE1005			
ICE1007			

Ice Maker Warranty

Every Ice-O-Matic ice maker is backed by a warranty that provides both parts and labor coverage.

- Three years **Parts and Labor**.
- Five years **Parts** coverage on the evaporator and compressor.
- Seven years **Parts and Labor** on the evaporator when you purchase an Ice-O-Matic water filter with your cube ice maker and replace the filter every six months (available in the U.S. and Canada only).

Ice Form



CUBE

FULL CUBE DIMENSIONS	
W x D x H (in.)	7 7/8 x 7 7/8
W x D x H (mm)	22 x 22 x 22
HALF CUBE DIMENSIONS	
W x D x H (in.)	3 7/8 x 7 7/8
W x D x H (mm)	10 x 22 x 22

Bin Chart Kits for Combining Wider Bins with Smaller Models

		ICE STORAGE BINS									
		B25	B40	B42	B55	B70	B90	B100	B120	B150	B170
		Capacity: 242 lbs (110 kg) Width: 35 in (882 mm)	344 lbs (156 kg) 30 in (762 mm)	331 lbs (150 kg) 22 in (559 mm)	310 lbs (141 kg) 30 in (762 mm)	747 lbs (337 kg) 30 in (762 mm)	1025 lbs (465 kg) 30 in (762 mm)	854 lbs (388 kg) 48 in (1219 mm)	1142 lbs (519 kg) 48 in (1219 mm)	1447 lbs (656 kg) 60 in (1524 mm)	1807 lbs (821 kg) 60 in (1524 mm)
Kits	ICE1006										
	ICE1005	Kit Not Required		N/A	Kit Not Required		KBT 5	Filler Kit Required			
	ICE1007										

*See Ice-O-Matic Price List for Adapter Kits to combine ice makers with most available ice/beverage dispensers.



RELIABLE AND EFFORTLESS PERFORMANCE

Ice-O-Matic manufactures a full range of modular and self-contained cube ice machines designed for extremely simple operation and maintenance, with a commitment to reliability. Think of our machines as your silent partner, working every day to provide high volumes of crystal-clear ice. We ensure seamless ice production for many years to come, so you can spend more time focusing on your business.

Ice-O-Matic ICE Series cube machines produce full, half or gourmet cube sizes. Our modular cube ice machines boast these state-of-the-art-features:



ICE 400 ON B55

- Top air discharge, available FREE on several 30" (762 mm) models, eliminates the need for side airflow clearance
- Low-profile machines are 1" to 3" (25 mm to 76 mm) lower in height than most competitors' machines
- Easy-access cabinet provides a large opening to all key components with the removal of only two simple fasteners
- Storage bins include a built-in scoop holder for improved sanitation
- Safe-hold hinge holds the bin door for easier access to the ice
- 100% of our ICE Series machines meet or exceed CEC or Energy Star criteria


Peace-of-Mind Protection

Every Ice-O-Matic ice machine is backed by our full-coverage warranty providing:

- Three-year parts and labor
- Five-year parts coverage on the compressor

7-Year Evaporator Warranty

Ice-O-Matic offers the only extended 7-Year Evaporator Warranty in the industry. Simply by purchasing an Ice-O-Matic water filter and replacing it every six months, you guarantee your warranty.



PRACTICAL DESIGN FEATURES

Ice-O-Matic cubers are designed with simple time-tested components for reliable and carefree operation.



HARVEST ASSIST

Overpowers scale buildup to ensure consistent, reliable and energy-efficient performance.



ELECTROMECHANICAL CONTROLS

Time-tested electrical components reliably control the ice-making process. They are easy to adjust and diagnose, and can be replaced individually for low-cost repairs.



FILTER-FREE AIR

Oversized condenser eliminates the need for a restrictive air filter, saving time and money.



SEA SALT CORROSION PROTECTION

Provides important protection in coastal regions and is offered standard at no additional charge on all cube remote condensers.



MF10800/O805 - FLAKE ICE MAKER



MF10800 ON B55

Features

- Only 21" (533 mm) wide.
- Produces up to 940 lbs (426 kg) of ice per day.
- SystemSafe load monitoring system constantly checks workload on gearbox - shutting down system before a problem develops and preventing costly repairs.
- Water sensor eliminates low or no water failures and cannot be affected by adverse water conditions.
- Rugged stainless steel evaporator and auger ensures reliability.
- Industrial-grade roller bearings and heavy-duty gearbox provide years of trouble-free service.

MF10800/O805 FLAKE ICE MAKER

Options & Accessories

WATER FILTERS			
Ice Machine Model	Manifold		Inline
	System	Replacement	System
MF10800	IFQ1	IOMQ (1)	IFI4C / IFI8C
MF10805	IFQ1	IOMQ (1)	IFI4C / IFI8C

Ice Maker Warranty

- Every Ice-O-Matic ice maker is backed by a warranty that provides both parts and labor coverage.
- Three years **Parts** and **Labor**.
 - Five years **Parts** coverage on the compressor.

Ice Form



FLAKED ICE

Bin Chart Kits for Combining Wider Bins with Smaller Models

ICE STORAGE BINS										
Model No.	B25	B40	B42	B55	B70-30	B90-30	B100	B120	B150	B170
Capacity	242 lbs (110 kg)	344 lbs (156 kg)	331 lbs (150 kg)	510 lbs (231 kg)	741 lbs (337 kg)	1073 lbs (487 kg)	854 lbs (388 kg)	1142 lbs (519 kg)	1447 lbs (658 kg)	1907 lbs (869 kg)
Width	30 in (762 mm)	30 in (762 mm)	33 in (839 mm)	30 in (762 mm)	30 in (762 mm)	30 in (762 mm)	48 in (1219 mm)	48 in (1219 mm)	60 in (1524 mm)	60 in (1524 mm)
Kits MF10800	KBT19		KBT24	KBT19	n/a		KBT23			n/a
MF10800 (2)				n/a			KBT22	■ ■		■ ■
MF10805	KBT19		KBT24	KBT19	n/a					
MF10805 (2)				n/a			KBT22	■ ■		■ ■

*See Ice-O-Matic Price List for Adapter Kits to combine ice makers with most available ice/beverage dispensers.
 ■ Kit not required. Hold down securement recommended.



MF10500 - FLAKE ICE MAKER



MF10500 ON B42

Features

- Only 21" (533 mm) wide.
- Produces up to 540 lbs (245 kg) of ice per day.
- SystemSafe load monitoring system constantly checks workload on gearbox—shutting down system before a problem develops and preventing costly repairs.
- Water sensor eliminates low or no water failures and cannot be affected by adverse water conditions.
- Rugged stainless steel evaporator and auger ensures reliability.
- Industrial-grade roller bearings and heavy-duty gearbox provide years of trouble-free service.

MF10500 FLAKE ICE MAKER

Options & Accessories

WATER FILTERS			
Ice Machine Model	Manifold		Inline
	System	Replacement	System
MF10500	IFQ1	IOMQ (1)	IFI4C / IFI8C

Ice Maker Warranty

Every Ice-O-Matic ice maker is backed by a warranty that provides both parts and labor coverage.

- Three years **Parts** and **Labor**.
- Five years **Parts** coverage on the compressor.

Ice Form



FLAKED ICE

Bin Chart Kits for Combining Wider Bins with Smaller Models

ICE STORAGE BINS										
Model No.	B25	B40	B42	B55	B70-30	B90-30	B100	B120	B150	B170
Capacity	242 lbs (110 kg)	344 lbs (156 kg)	331 lbs (150 kg)	510 lbs (231 kg)	741 lbs (337 kg)	1023 lbs (465 kg)	854 lbs (388 kg)	1142 lbs (519 kg)	1447 lbs (658 kg)	1807 lbs (821 kg)
Width	30 in (762 mm)	30 in (762 mm)	33 in (839 mm)	30 in (762 mm)	30 in (762 mm)	30 in (762 mm)	48 in (1219 mm)	48 in (1219 mm)	60 in (1524 mm)	60 in (1524 mm)
Kits	KBT19		KBT24	KBT19	N/A		KBT23		N/A	
MF10500	KBT19		KBT24	KBT19	N/A		KBT23		N/A	
MF10500 (2)	KBT19		N/A				KBT22		N/A	

*See Ice-O-Matic Price List for Adapter Kits to combine ice makers with most available ice/beverage dispensers.





MF1256/1255 - FLAKE ICE MAKER



MF1256/ON B55

Features

- Only 21" (533 mm) wide.
- Produces up to 1149 lbs (521 kg) of ice per day.
- SystemSafe load monitoring system constantly checks workload on gearbox - shutting down system before a problem develops and preventing costly repairs.
- Water sensor eliminates low or no water failures and cannot be affected by adverse water conditions.
- Rugged stainless steel evaporator and auger ensures reliability.
- Industrial-grade roller bearings and heavy-duty gearbox provide years of trouble-free service.

MF1256/1255 FLAKE ICE MAKER

Options & Accessories

WATER FILTERS			
Ice Machine Model	Manifold		Inline
	System	Replacement	System
MF1256	IFQ2	IOMQ (2)	n/a
MF1255			

Ice Maker Warranty

Every Ice-O-Matic ice maker is backed by a warranty that provides both parts and labor coverage.

- Three years **Parts** and **Labor**.
- Five years **Parts** coverage on the compressor.

Ice Form



FLAKED ICE

Bin Chart Kits for Combining Wider Bins with Smaller Models

ICE STORAGE BINS										
Model No.	B25	B40	B42	B55	B70-30	B90-30	B100	B120	B150	B170
Capacity	242 lbs (110 kg)	344 lbs (156 kg)	331 lbs (150 kg)	510 lbs (231 kg)	741 lbs (337 kg)	1023 lbs (465 kg)	854 lbs (388 kg)	1142 lbs (519 kg)	1447 lbs (658 kg)	1807 lbs (821 kg)
Width	30 in (762 mm)	30 in (762 mm)	33 in (859 mm)	30 in (762 mm)	30 in (762 mm)	30 in (762 mm)	48 in (1219 mm)	48 in (1219 mm)	60 in (1524 mm)	60 in (1524 mm)
MF1256	KBT19		KBT24	KBT19	n/a		KBT23		n/a	
MF1256 (2)	n/a					KBT22	■ ■			
MF1255	KBT19		KBT24	KBT19			KBT23			
MF1255 (2)	n/a					KBT22	■ ■			

*See Ice-O-Matic Price List for Adapter Kits to combine ice makers with most available ice/beverage dispensers.
 ■ ■ Kit not required. Hold down securement recommended.





MF12406 - REMOTE LOW SIDE FLAKE ICE MAKER



MF12406 ON B100

Features

- High capacity 42" (1067 mm) wide design.
- Remote low side unit.
- Produces up to 2365 lbs (1072 kg) of ice per day.
- SystemSafe load monitoring system constantly checks workload on gearbox – shutting down system before a problem develops and preventing costly repairs.
- Water sensor eliminates low or no water failures and cannot be affected by adverse water conditions.
- Rugged stainless steel evaporator and auger ensures reliability.
- Industrial-grade roller bearings and heavy duty gearbox provide years of trouble-free service.

MF12406 REMOTE LOW SIDE FLAKE ICE MAKER

Options & Accessories

Ice Machine Model	WATER FILTERS		
	Manifold		Inline
	System	Replacement	System
MF12406LS	IFQ2	IOMQ (2)	N/A

Ice Maker Warranty

Every Ice-O-Matic ice maker is backed by a warranty that provides both parts and labor coverage.

- Three years **Parts and Labor**.

Ice Form



FLAKED ICE

Bin Chart Kits for Combining Wider Bins with Smaller Models

Kits	ICE STORAGE BINS										
	Model No.	B25	B40	B42	B55	B70-30	B90-30	B100	B120	B150	B170
Capacity	242 lbs (110 kg)	344 lbs (156 kg)	351 lbs (160 kg)	390 lbs (177 kg)	741 lbs (337 kg)	1023 lbs (465 kg)	854 lbs (388 kg)	1142 lbs (519 kg)	1447 lbs (658 kg)	1807 lbs (821 kg)	
Width	30 in (762 mm)	30 in (762 mm)	22 in (559 mm)	30 in (762 mm)	30 in (762 mm)	30 in (762 mm)	48 in (1219 mm)	48 in (1219 mm)	60 in (1524 mm)	60 in (1524 mm)	
MF12406LS*	N/A						KBT26		N/A		

See Ice-O-Matic Price List for Adapter Kits to combine ice makers with most available ice/beverage dispensers.

*Unit requires 12,000 BTUs of cooling.





Features

- Application storage capacity from 242 lbs (110 kg) to 1807 lbs (821 kg).
- Ultra-low profile – 28" (711 mm) to 66" (1676 mm) tall.
- Multiple bin tops provide an easy solution for mounting ice makers on different sized bins.
- Polyethylene bin liner is insulated with foam for maximum ice preservation – 1.5" to 3" (38 mm to 76 mm).
- Perfect-fit seal for improved ice preservation.
- Rugged, fingerprint-proof door.
- Built-in ice scoop holders on certain models.
- Sturdy leg design – 6" (152 mm) adjustable NSF approved legs – standard.
- Durable stainless finish.
- Corrosion-proof bin liner.

Ordering and Specification Information – Required Bin Top

Bin Model No.	App. Storage Rating	ARI Bin Storage (lbs/kg)	Approximate Shipping Weight (lbs/kg)	ICE Series™ Cube Ice Makers			Pearl Ice Makers	Flake Ice Makers	
				22" (559 mm) wide	50" (1260 mm) wide	48" (1219 mm) wide	36" (914 mm) wide	39" (991 mm) wide	42" (1067 mm) wide
B25PP*	242 (110)	190 (86)	74 (34)	KBT19	■ ■	N/A	KBT19	KBT19	N/A
B40PS	344 (156)	270 (123)	120 (54)	KBT19	■ ■	N/A	KBT19	KBT19	N/A
B42PS	351 (160)	275 (125)	128 (58)	■ ■	N/A	N/A	KBT24	KBT24	N/A
B55PS	510 (232)	400 (182)	148 (67)	KBT19	■ ■	N/A	KBT19	KBT19	N/A
B70-30	741 (336)	581 (264)	240 (109)	N/A	■ ■	N/A	N/A	N/A	N/A
B70-1506	741 (336)	581 (264)	240 (109)	N/A	■ ■	N/A	N/A	N/A	N/A
B90-30	1023 (464)	802 (364)	285 (129)	N/A	■ ■	N/A	N/A	N/A	N/A
B90-1506	1023 (464)	802 (364)	285 (129)	N/A	■ ■	N/A	N/A	N/A	N/A
B100PS	854 (388)	670 (304)	191 (87)	N/A	KBT5	■ ■	KBT23	KBT23	KBT26
B12OSP/SS	1142 (519)	896 (407)	304 (138)	N/A	■ ■**	KBT44	N/A	■ ■	■ ■
B13OSP	1457 (661)	1144 (404)	340 (151)	N/A	■ ■**	KBT44	N/A	■ ■	■ ■
B15OSP/SS	1447 (658)	1135 (515)	338 (153)	N/A	■ ■**	KBT44	N/A	■ ■	■ ■
B17OSP/SS	1807 (821)	1417 (643)	390 (177)	N/A	■ ■**	KBT44	N/A	■ ■	■ ■

■ ■ Kit not required. Hold down securement recommended.
 Bin Height includes 6" (152 mm) legs. All bins have polyethylene liners.
 *Rotocast finish
 **ICE1506 is compatible with B120, B130, B150 and B170 using at KBT43

