

Catálogo Completo de Productos Alto-Shaam
(as of 10/31/2014 11:54:09 AM)








Specifications subject to change without notice due to ongoing product improvement.






Horno de cocción y mantenimiento



ALTO-SHAAM.

Specifications subject to change without notice due to ongoing product improvement.






Model	Photo	Description	H x W x D Dimension	Voltage	Pan Capacity	Weight Capacity	Options
AS-250		Horno de Cocción y Mantenimiento, electrico, 11 kg de capacidad – (1) bandejas completas, una tecla lujoso, subido en dos (2) barras de soporte de la base de 25 mm de altura.	18-1/4" x 33-9/16" x 16-3/4" (464mm x 853mm x 425mm)	230v 125v	GN 1/1	25 lbs	Sonda Controles Programables Opciones HACCP
300-TH/III		Horno de Cocción y Mantenimiento, electrico, 16 kg de capacidad – (3) bandejas completas, una tecla lujoso, mounted on 1/2" non-skid rubber feet	18-7/8" x 16-3/4" x 25-5/16" (480mm x 426mm x 643mm)	230v 120v	GN 1/1	36lb (16 kg)	Sonda Controles Programables Opciones HACCP Apilable
500-TH/III		Horno de cocción y matenimiento, 18 kg de capacidad-(4) bandejas completas, SureTemp™ systema de mantener niveles de calor, una tecla lujoso, sonda, rejillas laterales de acero inoxidable, (2) parrillas metálicas de acero inoxidable, (1) bandeja de gotero externa con bandejas separable,) juego de ruedas de 89 mm; 2 rígidas y 2 giratorias con freno.	33-3/8" x 18-1/16" x 26-9/16" (848mm x 458mm x 675mm)	208-240v 230v 120v	GN 1/1	40lb (18 kg)	Sonda Controles Programables Opciones HACCP Apilable
750-TH-III		Horno de cocción y mantenimiento, electrico, temperatura baja, 45 kg de capacidad – (10) bandejas completas, una tecla lujoso, (8) ocho botones del menú programables, sonda, SureTemp™ systema de mantener niveles de calor, rejillas laterales de acero inoxidable, (3) parrillas metálicas de acero inoxidable, (1) bandeja de gotero externa con bandejas separable, juego de ruedas de 89 mm; 2 rígidas y 2 giratorias con freno.	33-3/8" x 25-5/8" x 31-9/16" (848mm x 651mm x 802mm)	208-240v 230v 120v	Parilla de tamaño estándar GN 1/1	100 lbs	Sonda Controles Programables Opciones HACCP Apilable
1000-TH/III		Horno de cocción y matenimiento, electrico, temperatura baja, doble capacidad, 54kg capacidad, (4) bandejas completas, (3) parillas metálicas de acero inoxidable cada cavidad, una tecla lujoso de Encendido/Apagado para cambio de energía, sonda, SureTemp™ systema de mantener niveles de calor, (1) bandeja de gotero externa con bandejas separable, (1) juego de ruedas de 89 mm; 2 rígidas y 2 giratorias con freno.	40-3/16" x 22-1/2" x 31-9/16" (1021mm x 572mm x 802mm)	208-240v 230v	Parilla de tamaño estándar GN 1/1		Sonda Controles Programables Opciones HACCP Apilable




Model	Photo	Description	H x W x D Dimension	Voltage	Pan Capacity	Weight Capacity	Options
1200-TH/III		Horno de cocción y mantenimiento, electrico, temperatura baja, doble capacidad, 54 kg. capacidad –(4) bandejas completas, (3) parrillas metálicas de acero inoxidable cada cavidad, (1) tecla lujoso de Encendido/Apagado para cambio de energía, (8) botones de menú programables, sonda, SureTemp™ sistema de mantener niveles de calor, (1) bandeja de gotero externa con bandejas separable, 2 rígidas y 2 giratorias con freno.	75-9/16" x 22-1/2" x 31-9/16" (1920mm x 572mm x 802mm)	208-240v 230v	Parilla de tamaño estándar GN 1/1	240lb (108kg)	Sonda Controles Programables Opciones HACCP
500-TH-II		Horno de coccion y matenimiento, 53 kg de capacidad-(4) bandejas completas, una tecla simple de Encendido/Apagado para cambio de energía, , rejillas laterales de acero inoxidable, (2) parrillas metálicas de acero inoxidable, bandeja de gotero externa con bandejas separable, juego de ruedas de 89 mm; 2 rígidas y 2 giratorias con freno.	33-3/8" x 18-1/16" x 26-9/16" (848mm x 458mm x 675mm)	208-240v 230v 120v	GN 1/1	40lb (18 kg)	Apilable
750-TH-II		Horno de coccion y mantenimiento, electrico, temperatura baja, 45 kg de capacidad – (10) bandejas completas, una tecla simple de Encendido/Apagado para cambio de energía, parrillas metálicas de acero inoxidable, (3) parrillas metálicas de acero inoxidable, (1) bandeja de gotero externa con bandejas separable, juego de ruedas de 89 mm; 2 rígidas y 2 giratorias con freno.	33-3/8" x 25-5/8" x 31-9/16" (848mm x 651mm x 802mm)	208-240v 230v 120v	Parilla de tamaño estándar GN 1/1	100 lbs	Apilable
1000-TH-II		Horno de coccion y mantenimiento, electrico, temperatura baja, 53 kg de capacidad, (4) bandejas completas, (3) parrillas metálicas de acero inoxidable cada cavidad, control simple con un interruptor de alimentación de encendido/ apagado, (1) bandeja de gotero externa con bandejas separable, un (1) juego de ruedas de 89 mm; 2 rígidas y 2 giratorias con freno	40-3/16" x 22-1/2" x 31-9/16" (1021mm x 572mm x 802mm)	208-240v 230v 120v	Parilla de tamaño estándar GN 1/1		Apilable
1000-TH-I		Horno de coccion y mantenimiento, electrico, temperatura baja, doble capacidad, 54 kg capacidad cada horno-(4) bandejas completas, (3) parrillas metálicas de acero inoxidable cada cavidad, una tecla lujoso de Encendido/Apagado, (1) bandeja de gotero externa con bandejas separable, juego de ruedas de uso intensivo de 127 mm (2 rígidas y 2 giratorias con freno).	75-9/16" x 22-1/2" x 31-9/16" (1920mm x 572mm x 802mm)	208-240v 230v	Parilla de tamaño estándar GN 1/1	240lb (108kg)	

Ahumadores



Specifications subject to change without notice due to ongoing product improvement.






Model	Photo	Description	H x W x D Dimension	Voltage	Pan Capacity	Weight Capacity	Options
767-SK/III		Cook, Hold & Smoke Oven, electric, low-temperature, single cavity, 100 lb. capacity - (9) full-size pans, deluxe control with ON/OFF power switch, (8) programmable menu buttons, probe, SureTemp heat recovery system, includes (1) sample bag each of cherry, hickory, apple & maple wood chips, solid door, (2) stainless steel wire shelves, (1) rib rack, (1) exterior drip tray, 3-1/2" casters; 2 rigid, 2 swivel with brake	33-3/8" x 25-5/8" x 31-9/16" (848mm x 651mm x 802mm)	208-240v 230v	Parilla de tamaño estándar GN 1/1	100 lbs	Apilable Sonda Controles Programables Colores
1000-SK/III		Cook, Hold & Smoke Oven, electric, low-temperature, single cavity, 120 lb. capacity - (3) full-size pans, deluxe control, (2) stainless steel wire shelves & (1) rib rack, (1) exterior drip tray, includes (1) sample bag each of cherry, hickory, apple & maple wood chips, 3-1/2" casters; 2 rigid, 2 swivel with brake	40-3/16" x 22-1/2" x 31-9/16" (1021mm x 572mm x 802mm)	208-240v 230v	Parilla de tamaño estándar GN 1/1		Apilable Sonda Controles Programables Colores
1200-SK/III		Cook, Hold & Smoke Oven, electric, low-temperature, double cavity, 120 lb. capacity each - (3) full-size pans, deluxe controls, (2) stainless steel wire shelves & (1) rib rack, (1) exterior drip tray, includes (1) sample bag each of cherry, hickory, apple & maple wood chips, 5" casters; 2 rigid, 2 swivel with brake	75-9/16" x 22-1/2" x 32-1/4" (1920mm x 572mm x 819mm)	208-240v 230v	Parilla de tamaño estándar GN 1/1	240lb (108kg)	Sonda Controles Programables Colores
1767-SK/III		Cook, Hold & Smoke Oven, electric, double cavity, 100 lb. capacity each - (9) full-size pans, deluxe control and probe, includes (1) sample bag each of cherry, hickory, apple & maple wood chips, solid door, (2) stainless steel wire shelves, 1 rib rack, (1) exterior drip tray, 5" casters; 2 rigid, 2 swivel with brake	61-7/8" x 25-5/8" x 32-3/4" (1572mm x 651mm x 832mm)	208-240v 230v	Parilla de tamaño estándar GN 1/1		Sonda Controles Programables Colores
1000-SK/II		Cook, Hold & Smoke Oven, electric, low-temperature, single cavity, 120 lb. capacity - (3) full-size pans, simple control, (2) stainless steel wire shelves & (1) rib rack, (1) exterior drip tray, includes (1) sample bag each of cherry, hickory, apple & maple wood chips, 3-1/2" casters; 2 rigid, 2 swivel with brake	40-3/16" x 22-1/2" x 31-9/16" (1021mm x 572mm x 802mm)	208-240v 230v	Parilla de tamaño estándar GN 1/1		Apilable Colores

Model	Photo	Description	H x W x D Dimension	Voltage	Pan Capacity	Weight Capacity	Options
1000-SK-I		Cook, Hold & Smoke Oven, electric, low-temperature, double cavity, 120 lb. capacity each - (3) full-size pans, simple control, (6) stainless steel wire shelves, (1) exterior drip tray, includes (1) sample bag each of cherry, hickory, apple & maple wood chips, 5" casters; 2 rigid, 2 swivel with brake	75-9/16" x 22-1/2" x 32-1/4" (1920mm x 572mm x 819mm)	208-240v 230v	Parilla de tamaño estándar GN 1/1	240lb (108kg)	Colores
767-SK		Cook, Hold & Smoke Oven, electric, low-temperature, single cavity, 100 lb. capacity - (9) full-size pans, simple control with timer, includes (1) sample bag each of cherry, hickory, apple & maple wood chips, solid door, (2) stainless steel wire shelves, 1 rib rack, (1) exterior drip tray, 3-1/2" casters; 2 rigid, 2 swivel with brake	33-3/8" x 25-5/8" x 31-9/16" (848mm x 651mm x 802mm)	208-240v 230v 120v	Parilla de tamaño estándar GN 1/1	100 lbs	Apilable Colores
1767-SK		Cook, Hold & Smoke Oven, electric, double cavity, 100 lb. capacity each - (9) full-size pans, simple control with timer, includes (1) sample bag each of cherry, hickory, apple & maple wood chips, solid door, (2) stainless steel wire shelves, 1 rib rack, (1) exterior drip tray, 5" casters; 2 rigid, 2 swivel with brake	61-7/8" x 25-5/8" x 32-3/4" (1572mm x 651mm x 832mm)	208-240v 230v	Parilla de tamaño estándar GN 1/1		Colores






Hornos Combitherm








Specifications subject to change without notice due to ongoing product improvement.






Model	Photo	Description	H x W x D Dimension	Voltage	Pan Capacity	Weight Capacity	Options
					Parilla de medio tamaño GN 1/1		Controles Programables Campana Ventless
					Parilla de medio tamaño GN 1/1		Controles Programables Campana Ventless
					Parilla de tamaño estándar GN 1/1		Controles Programables Campana Ventless
					Parilla de tamaño estándar GN 1/1		Controles Programables Campana Ventless
					Parilla de medio tamaño GN 1/1		Controles Programables Sistema de banquete

Specifications subject to change without notice due to ongoing product improvement.






Model	Photo	Description	H x W x D Dimension	Voltage	Pan Capacity	Weight Capacity	Options
					Parilla de tamaño estándar GN 1/1		Controles Programables Sistema de banquete
CTX4-10E		CombiTherm® CT Express oven, electric, counter top, boiler-free, simple controls for steam, convection, combi mode, capacity (4) 12" x 20" full-size pans or (8) half-size sheet pans, tempered glass window, door hinged right, stainless steel construction, adjustable bullet legs	33-7/16" x 20-3/8" x 35-11/16" (850mm x 517mm x 906mm)		Parilla de medio tamaño GN 1/1		
CT Express CTX4-10EVH		CombiTherm® CT Express oven with ventless hood, electric, counter top, capacity (4) 12" x 20" full-size or (8) half-size pans, (2) shelves, ExpressTouch control includes two-speed motor, retherm mode, moisture injection, 6 browning levels, reduced energy levels, steam venting, delayed start time, shelf timer and USB port, stainless steel construction, adjustable bullet legs	45-1/2" x 20-3/4" x 37-13/16" (1156mm x 527mm x 960mm)		Parilla de medio tamaño GN 1/1		Campana Ventless
CT Express CTX4-10EC		CombiTherm® CT Express oven, electric, counter top, capacity (4) 12" x 20" full-size or (8) half-size pans, (2) shelves, ExpressTouch control includes two-speed motor, retherm mode, moisture injection, 6 browning levels, reduced energy levels, steam ventilation	33-7/16" x 20-3/8" x 35-11/16" (850mm x 517mm x 906mm)		Parilla de medio tamaño GN 1/1		
					Parilla de medio tamaño GN 1/1		Campana Ventless

Model	Photo	Description	H x W x D Dimension	Voltage	Pan Capacity	Weight Capacity	Options
					Parilla de medio tamaño GN 1/1		Campana Ventless
					Parilla de tamaño estándar GN 1/1		Campana Ventless
					Parilla de tamaño estándar GN 1/1		Campana Ventless
					Parilla de medio tamaño GN 1/1		Sistema de banquete
					Parilla de tamaño estándar GN 1/1		Sistema de banquete






Specifications subject to change without notice due to ongoing product improvement.






Model	Photo	Description	H x W x D Dimension	Voltage	Pan Capacity	Weight Capacity	Options
6.10es		CombiTherm® Oven, electric, counter top, controls for steam, convection, combi & retherm, programmable menu, probe, multi-shelf timer, 6 browning levels, CombiClean® automatic cleaning, HACCP, capacity (6) 12" x 20" full-size pans or (6) half-size sheet pans, stainless steel construction with tempered glass window, door hinged right, adjustable legs	35-3/16" x 43-7/8" x 34" (893mm x 1114mm x 864mm)				
6.10esi		CombiTherm® Oven, electric, counter top, boiler-free, controls for steam, convection, combi, and retherm, probe, automatic cleaning, HACCP, capacity (6) 12" x 20" full-size pans or (6) half-size sheet pans, tempered glass window, door hinged right, adjustable legs	35-3/16" x 43-7/8" x 34" (893mm x 1114mm x 864mm)				
6.10esiN		CombiTherm® Oven, electric, counter top, narrow footprint, boiler-free, controls for steam, convection, combi, and retherm, probe, automatic cleaning, HACCP, capacity (6) 12" x 20" full-size pans or (6) half-size sheet pans, tempered glass window, door hinged right, adjustable legs	35-3/16" x 35-13/16" x 35-9/16" (893mm x 909mm x 903mm)				
6.10esG		CombiTherm® Oven, gas, counter top, boiler-free, controls for steam, convection, combi & retherm, programmable menu, probe, multi-shelf timer, automatic cleaning, HACCP, capacity (6) full-size pans or (6) half-size sheet pans, tempered glass window, door hinged right, adjustable legs, 45,000 BTU	36-9/16" x 42-1/16" x 36-15/16" (929mm x 1068mm x 939mm)				
7.14es		CombiTherm® Oven, electric, counter top, controls for steam, convection, combi, and retherm, probe, automatic cleaning, HACCP, capacity (14) 12" x 20" full-size pans or (7) full-size sheet pans, tempered glass window, door hinged right, adjustable legs	35-3/8" x 43-3/4" x 42-13/16" (899mm x 1111mm x 1087mm)				

Specifications subject to change without notice due to ongoing product improvement.

Model	Photo	Description	H x W x D Dimension	Voltage	Pan Capacity	Weight Capacity	Options
7.14esi		CombiTherm® Oven, electric, counter top, controls for steam, convection, combi, and retherm, probe, automatic cleaning, HACCP, capacity (14) 12" x 20" full-size pans or (7) full-size sheet pans, tempered glass window, door hinged right, adjustable legs	35-3/8" x 43-3/4" x 42-13/16" (899mm x 1111mm x 1087mm)				
7.14esG		CombiTherm® Oven, gas, counter top, boiler-free, controls for steam, convection, combi, and retherm, automatic cleaning, HACCP, capacity (14) full-size pans or (7) full-size sheet pans, tempered glass window, door hinged right, adjustable legs, 91,000 BTU	41-15/16" x 49-13/16" x 44-7/16" (1066mm x 1265mm x 1128mm)				
10.10es		CombiTherm® Oven, electric, counter top, controls for steam, convection, combi & retherm, probe, HACCP, capacity (10) 12" x 20" pans or (10) half-size sheet pans, tempered glass window, door hinged right, adjustable legs	41-7/16" x 43-7/8" x 34-1/16" (1053mm x 1114mm x 865mm)				
10.10esi		CombiTherm® Oven, electric, counter top, boiler-free, controls for steam, convection, combi, and retherm, probe, automatic cleaning, HACCP, capacity (10) 12" x 20" pans or (10) half-size sheet pans, tempered glass window, door hinged right, adjustable legs	41-7/16" x 43-7/8" x 34-1/16" (1053mm x 1114mm x 865mm)				
10.10esiN		CombiTherm® Oven, electric, counter top, narrow footprint, boiler-free, controls for steam, convection, combi, and retherm, probe, automatic cleaning, HACCP, capacity (10) 12" x 20" pans or (10) half-size sheet pans, tempered glass window, door hinged right, adjustable legs	41-5/16" x 35-13/16" x 35-5/8" (1050mm x 910mm x 905mm)				






Specifications subject to change without notice due to ongoing product improvement.

Model	Photo	Description	H x W x D Dimension	Voltage	Pan Capacity	Weight Capacity	Options
10.10esG		CombiTherm® Oven, gas, counter top, boiler-free, controls for steam, convection, combi & retherm, programmable menu, probe, multi-shelf timer, 6 browning levels, CombiClean® automatic cleaning, HACCP, capacity (10) full-size pans or (10) half-size sheet pans, tempered glass window, door hinged right, adjustable legs, 68,000 BTU	46-3/8" x 42-1/16" x 36-15/16" (1178mm x 1068mm x 939mm)				
10.18es		CombiTherm® Oven, electric, counter top, controls for steam, convection, combi, and retherm, programmable menu, probe, automatic cleaning, HACCP, capacity (20) 12" x 20" pans or (10) full-size sheet pans, tempered glass window, door hinged right, adjustable legs	40-3/8" x 43-7/8" x 42-13/16" (1026mm x 1114mm x 1087mm)				
10.18esi		CombiTherm® Oven, electric, counter top, boiler free, controls for steam, convection, combi, and retherm, programmable menu, probe, automatic cleaning, HACCP, capacity (20) 12" x 20" pans or (10) full-size sheet pans, tempered glass window, door hinged right, adjustable legs	40-3/8" x 43-7/8" x 42-13/16" (1026mm x 1114mm x 1087mm)				
10.20esG		CombiTherm® Oven, gas, floor model with roll-in cart, boiler free, controls for steam, convection,combi & retherm, probe, automatic cleaning, HACCP, capacity (20) full-size pans or (10) full-size sheet pans, tempered glass window, door hinged right, adjustable legs, 91,000 BTU natural gas, 88,000 BTU propane gas	54-1/8" x 49-13/16" x 45-3/16" (1374mm x 1265mm x 1148mm)				
12.18esG		CombiTherm® Oven, gas, counter top, boiler-free,controls for steam, convection, combi, and retherm, programmable menu, probe, multi-shelf timer, automatic cleaning, HACCP, capacity (24) full-size pans or (12) full-size sheet pans, tempered glass window, door hinged right, adjustable legs, 91,000 BTU natural gas, 88,000 BTU propane gas	52-11/16" x 49-13/16" x 45-3/16" (1338mm x 1265mm x 1148mm)				






Model	Photo	Description	H x W x D Dimension	Voltage	Pan Capacity	Weight Capacity	Options
12.20es		CombiTherm® Oven, electric, floor model with roll-in cart, controls for steam, convection, combi & retherm, programmable menu, probe, multi-shelf timer, automatic cleaning, HACCP, capacity (24) 12" x 20" full-size pans or (12) full-size sheet pans, tempered glass window, door hinged right, adjustable legs	54-3/8" x 46-11/16" x 47-15/16" (1381mm x 1186mm x 1218mm)				
12.20esi		CombiTherm® Oven, electric, boiler-free, floor model with roll-in cart, controls for steam, convection, combi & retherm, programmable menu, probe, automatic cleaning, HACCP, capacity (24) 12" x 20" full-size pans or (12) full-size sheet pans, tempered glass window, door hinged right, adjustable legs	54-3/8" x 46-11/16" x 47-15/16" (1381mm x 1186mm x 1218mm)				
20.20es		CombiTherm® Oven, electric, floor model with roll-in cart, control for steam, convection, combi & retherm, programmable menu, probe, automatic cleaning, HACCP, capacity (40) 12" x 20" pans or (20) full-size sheet pans, tempered glass window, door hinged right, adjustable legs	76-1/4" x 46-11/16" x 47-15/16" (1936mm x 1186mm x 1218mm)				
20.20esi		CombiTherm® Oven, electric, floor model with roll-in cart, boiler free, control for steam, convection, combi, combi & retherm, programmable menu, probe, automatic cleaning, HACCP, capacity (40) 12" x 20" pans or (20) full-size sheet pans, tempered glass window, door hinged right, adjustable legs	76-1/4" x 46-11/16" x 47-15/16" (1936mm x 1186mm x 1218mm)				
20.20esG		CombiTherm® Oven, gas, floor model with roll-in cart, boiler free, controls for steam, convection, combi & retherm, programmable menu, probe, automatic cleaning, HACCP, capacity (40) full-size pans or (20) full-size sheet pans, tempered glass window, door hinged right, adjustable legs	76-5/8" x 49-3/4" x 45-3/16" (1946mm x 1264mm x 1148mm)				

Hornos de Convección





Model	Photo	Description	H x W x D Dimension	Voltage	Pan Capacity	Weight Capacity	Options
2-ASC-2E/STK		Platinum Series Convection Oven, Electric, stacked, half-size, manual controls, temperature range 100-500° F, glass door, (5) chrome plated wire shelves, (9) 18" x 13" pan capacity per deck, vent riser, stainless steel front, sides & top, porcelain enamel interior, 1/4 hp fan motor, 19-1/2" stainless steel leg kit with bullet feet	75-3/4" x 30" x 30-1/8" (1924mm x 762mm x 765mm)		Parilla de medio tamaño		
2-ASC-2E/STK/e		Platinum Series Convection Oven, Electric, stacked, half-size, electronic controls, temperature range 100-500° F, food probe, glass door, (5) chrome plated wire shelves, (9) 18" x 13" pan capacity per deck, vent riser, stainless steel front, sides & top, porcelain enamel interior, 1/4 hp fan motor, 19-1/2" stainless steel leg kit with bullet feet	75-3/4" x 30" x 30-1/8" (1924mm x 762mm x 765mm)		Parilla de medio tamaño		Sonda
2-ASC-4E/STK		Platinum Series Convection Oven, Electric, stacked, full-size, manual controls, temperature range 100-500° F, 60/40 dependent doors, (6) chrome plated wire shelves each, (12) 18" x 26" pan capacity per deck, vent riser, stainless steel front, sides & top, porcelain enamel interior, 3/4 hp fan motor, 6" legs with bullet feet	68" x 38" x 44-1/2" (1727mm x 965mm x 1130mm)		Parilla de tamaño estándar		
2-ASC-4E/STK/e		Platinum Series Convection Oven, Electric, stacked, full-size, electronic controls, temperature range 100-500° F, food probe, 60/40 dependent doors, (6) chrome plated wire shelves each, (12) 18" x 26" pan capacity per deck, vent riser, stainless steel front, sides & top, porcelain enamel interior, 3/4 hp fan motor, 6" legs with bullet feet	68" x 38" x 44-1/2" (1727mm x 965mm x 1130mm)		Parilla de tamaño estándar		Sonda
2-ASC-4G/STK		Platinum Series Convection Oven, Gas, stacked, full-size, electronic spark ignition, manual controls, temperature range 100-500° F, 60/40 dependent doors, (6) chrome plated wire shelves, (12) 18" x 26" pan capacity per deck, stainless steel front, sides & top, porcelain enamel interior, 100,000 BTU, 3/4 hp fan motor, 6" legs with bullet feet	68-15/16" x 38" x 44-1/2" (1751mm x 965mm x 1130mm)	120v	Parilla de tamaño estándar		

Specifications subject to change without notice due to ongoing product improvement.

Model	Photo	Description	H x W x D Dimension	Voltage	Pan Capacity	Weight Capacity	Options
2-ASC-4G/STK/e		Platinum Series Convection Oven, Gas, stacked, full-size, electronic spark ignition, electronic controls, temperature range 100-500° F, food probe, 60/40 dependent doors, (6) chrome plated wire shelves, (12) 18" x 26" pan capacity per deck, stainless steel front, sides & top, porcelain enamel interior, 6" legs with bullet feet, 100,000 BTU, 3/4 hp fan motor, 6" legs with bullet feet	68-15/16" x 38" x 44-1/2" (1751mm x 965mm x 1130mm)	120v	Parilla de tamaño estándar		Sonda
ASC-2E		Platinum Series Convection Oven, Electric, single-deck, half-size, manual controls, temperature range 100-500° F, glass door, (5) chrome plated wire shelves, (9) 18" x 13" pan capacity, stainless steel front, sides & top, porcelain enamel interior, 4" bullet legs, 1/4 hp fan motor	32-1/16" x 30" x 30-1/8" (815mm x 762mm x 765mm)		Parilla de medio tamaño		
ASC-2E/e		Platinum Series Convection Oven, Electric, single-deck, half-size, electronic controls, temperature range 100-500° F, food probe, glass door, (5) chrome plated wire shelves, (9) 18" x 13" pan capacity, food probe, stainless steel front, sides & top, porcelain enamel interior, 4" bullet legs, 1/4 hp fan motor	32-1/16" x 30" x 30-1/8" (815mm x 762mm x 765mm)		Parilla de medio tamaño		Sonda
ASC-4E		Platinum Series Convection Oven, Electric, single-deck, full-size, manual controls, temperature range 100-500° F, 60/40 dependent doors, (6) chrome plated wire shelves, (12) 18" x 26" sheet pan capacity, stainless steel front, sides & top, porcelain enamel interior, 25" legs with bullet feet, 3/4 hp fan motor	57-1/2" x 38" x 44-1/2" (1461mm x 965mm x 1130mm)		Parilla de tamaño estándar		
ASC-4E/e		Platinum Series Convection Oven, Electric, single-deck, full-size, electronic controls, temperature range 100-500° F, food probe, 60/40 dependent doors, (6) chrome plated wire shelves, (12) 18" x 26" sheet pan capacity, stainless steel front, sides & top, porcelain enamel interior, 25" legs with bullet feet, 3/4 hp fan motor	57-1/2" x 38" x 44-1/2" (1461mm x 965mm x 1130mm)		Parilla de tamaño estándar		Sonda

Specifications subject to change without notice due to ongoing product improvement.






Model	Photo	Description	H x W x D Dimension	Voltage	Pan Capacity	Weight Capacity	Options
ASC-4G		Platinum Series Convection Oven, Gas, single-deck, full-size, electronic spark ignition, manual controls, temperature range 100-500° F, 60/40 dependent doors, (6) chrome plated wire shelves, (12) 18" x 26" pan capacity, stainless steel front, sides & top, porcelain enamel interior, 25" legs with bullet feet, 50,000 BTU/hr, 3/4 hp fan motor	58-1/2" x 38" x 44-1/2" (1486mm x 965mm x 1130mm)	120v	Parilla de tamaño estándar		
ASC-4G/e		Platinum Series Convection Oven, Gas, single-deck, full-size, electronic spark ignition, electronic controls, temperature range 100-500° F, food probe, 60/40 dependent doors, (6) chrome plated wire shelves, (12) 18" x 26" pan capacity, stainless steel front, sides & top, porcelain enamel interior, 25" legs with bullet feet, 50,000 BTU/hr, 3/4 hp fan motor	58-1/2" x 38" x 44-1/2" (1486mm x 965mm x 1130mm)	120v	Parilla de tamaño estándar		Sonda

Specifications subject to change without notice due to ongoing product improvement.

Asadores







ALTO-SHAAM.

Model	Photo	Description	H x W x D Dimension	Voltage	Pan Capacity	Weight Capacity	Options
AR-6G		Rotisserie, gas, (6) stainless steel skewers, 36 - 42 chicken capacity, (3) direct fire burners with individual regulators for full or slow fire rate control, tempered glass doors, black enamel exterior, (6) adjustable casters; 2 locking, 195,000 BTU	78-1/16" x 62-15/16" x 32-5/8" (1983mm x 1599mm x 828mm)	120v			
AR-7E		Rotisserie Oven, counter top, electric, (7) removable stainless steel angled spits, 21-28 chicken capacity, cook-n-hold, electronic LED control with display, drip pan with drain, double pane curved glass door, solid back, stainless steel construction, 4" adjustable legs	40-1/4" x 39-1/16" x 32-1/16" (1022mm x 992mm x 815mm)				
AR-7E/GC		Grease collection mobile tank with telescoping drain line for AR-7E, interior collection pan	42-3/4" x 19-1/16" x 33-7/8" (1086mm x 484mm x 861mm)				Sistema de colección de grasa
AR-7EVH		Rotisserie Oven, with ventless hood, electric, (7) removable stainless steel angled spits, 21-28 chicken capacity, cook-n-hold, electronic LED control with display, drip pan with drain, double pane curved glass door, solid back, stainless steel construction, 4" adjustable legs	54" x 39-1/16" x 32-1/16" (1371mm x 992mm x 815mm)				
AR-7H		Halo Heat® Holding Cabinet, solid back, single compartment, (1) ON/OFF adjustable thermometer, individual light & temperature gauge, pan capacity (8) 18" x 26" x 1", (16) 18" x 13" x 1", double pane curved glass door, 5" casters - 2 rigid; 2 swivel with brakes, stainless steel exterior	40-1/2" x 38-1/8" x 32-1/16" (1028mm x 968mm x 814mm)	120v			

Freidoras








Model	Photo	Description	H x W x D Dimension	Voltage	Pan Capacity	Weight Capacity	Options
ASF-60G		FRYTECH™ Fryer, high volume gas, 62 lb. oil capacity, programmable control, stainless steel construction with front & rear mounted leveling casters, 120,000 BTU, includes: (2) fry baskets & cleaning brush set	44-5/16" x 15" x 35-7/16" (1126mm x 381mm x 900mm)	120v			Batería Banco Filtración de aceite
ASF-60E		FRYTECH™ Fryer, high volume electric, 62 lb. oil capacity, programmable control, stainless steel construction with front & rear mounted leveling casters, includes: (2) fry baskets & cleaning brush set	44-3/8" x 15-3/4" x 33-5/8" (1127mm x 400mm x 854mm)				Batería Banco Filtración de aceite
ASF-60DS		FRYTECH™ Dump Station, 18 lb. maximum capacity, overhead heated element, on/off switch, removable screen grid insert, stainless steel construction, leveling casters	55-3/16" x 15" x 35-1/4" (1401mm x 381mm x 895mm)	120v			Estación de descarga Batería Banco
ASF-60UC		Fryer Filter Utility Cabinet, stand-alone, includes (1) shelves, (4) 3" leveling casters; (2) with brakes, stainless steel construction	36-1/4" x 15" x 34-1/2" (921mm x 381mm x 876mm)				Gabinete de utilidad Batería

Specifications subject to change without notice due to ongoing product improvement.






Mantenimiento de calor








Specifications subject to change without notice due to ongoing product improvement.






Model	Photo	Description	H x W x D Dimension	Voltage	Pan Capacity	Weight Capacity	Options
300-S		Halo Heat® Low Temp Holding Cabinet, on/off simple digital control with adjustable thermostat, indicator light, capacity (3) 12" x 20" pans, (2) chrome plated side racks & wire shelves, stainless steel exterior	18-3/8" x 17-7/16" x 25-3/8" (466mm x 443mm x 645mm)	230v 120v	GN 1/1		Controles Programables Apilable
500-S		Halo Heat® Low Temp Holding Cabinet, on/off simple digital control with adjustable thermostat, indicator light, capacity (6) 12" x 20" pans, (2) chrome plated side racks & wire shelves, heavy duty 20 gauge stainless steel exterior, 3-1/2" casters; 2 rigid, 2 swivel with brakes	33-9/16" x 18-1/16" x 26-3/8" (852mm x 458mm x 670mm)	208-240v 230v 120v	Parilla de medio tamaño GN 1/1		Controles Programables Apilable
750-S		Halo Heat® Low Temp Holding Cabinet, on/off simple digital control with adjustable thermostat, indicator light, capacity (10) 12" x 20" pans, (2) chrome plated side racks & (2) wire shelves, heavy duty 20 gauge stainless steel exterior, 3-1/2" casters; 2 rigid, 2 swivel with brakes	33-9/16" x 25-5/8" x 31-3/8" (852mm x 651mm x 797mm)	208-240v 230v 120v	Parilla de tamaño estándar GN 1/1		Controles Programables Apilable
1000-S		Halo Heat® Low Temp Holding Cabinet, on/off simple digital control with adjustable thermostat, indicator light, capacity (4) 12" x 20" pans, (4) chrome plated side racks spaced at 2-15/16" centers, stainless steel exterior, 3-1/2" casters; 2 rigid, 2 swivel with brakes	40-3/8" x 22-1/2" x 31-9/16" (1025mm x 572mm x 801mm)	208-240v 230v 120v	Parilla de tamaño estándar GN 1/1		Controles Programables Apilable
1200-S		Halo Heat® Low Temp Holding Cabinet, on/off simple digital control with adjustable thermostat, (2) sets of chrome plated universal side rails, (4) sets of pan slides, (8) 20" x 12" x 2-1/2" full size pan capacity, stainless steel exterior, 5" casters; 2 rigid, 2 swivel with brakes	44" x 25-1/16" x 32-3/16" (1117mm x 636mm x 817mm)	208-240v 230v 120v	Parilla de tamaño estándar GN 1/1		Controles Programables Apilable

Specifications subject to change without notice due to ongoing product improvement.






Model	Photo	Description	H x W x D Dimension	Voltage	Pan Capacity	Weight Capacity	Options
1200-S - International 230V models with Side Racks		Halo Heat® Low Temp Holding Cabinet, on/off simple digital control with adjustable thermostat, (2) sets of side racks, (8) 20" x 12" x 2-1/2" full size pan capacity, stainless steel exterior, 5" casters; 2 rigid, 2 swivel with brakes	44" x 25-1/16" x 32-3/16" (1117mm x 636mm x 817mm)	230v	Parilla de tamaño estándar GN 1/1		Controles Programables Apilable
1000-UP		Halo Heat® Low Temp Holding Cabinet, double-compartment, on/off simple digital control with adjustable thermostats, capacity for (8) 18" x 26" x 1" sheet pans in each compartment, stainless steel exterior and interior, 5" heavy duty casters; 2 rigid, 2 swivel with brake	75-3/4" x 22-1/2" x 31-5/8" (1924mm x 572mm x 804mm)	208-240v 230v 120v	Parilla de tamaño estándar GN 1/1	240lb (108kg)	Controles Programables
1000-UP/P		Halo Heat® Low Temp Proofing Cabinet, double-compartment, on/off simple digital control with adjustable thermostats, capacity for (8) 18" x 26" x 1" sheet pans in each compartment, stainless steel exterior and interior, window doors, 5" heavy duty casters; 2 rigid, 2 swivel with brake	75-3/4" x 22-1/2" x 31-5/8" (1924mm x 572mm x 804mm)	208-240v 230v 120v	Parilla de tamaño estándar GN 1/1	240lb (108kg)	Controles Programables
1200-UP		Halo Heat® Low Temp Holding Cabinet, double compartment, on/off simple digital control with adjustable thermostats, (2) sets of chrome plated universal side rails, (4) sets of pan slides, (16) 20" x 12" x 2-1/2" full size pan capacity, stainless steel exterior, 5" casters; 2 rigid, 2 swivel with brakes	(1924mm 636mm x 817mm)	208-240v 230v 120v	Parilla de tamaño estándar		Controles Programables
1200-UP - International 230V models with Side Racks		Halo Heat® Low Temp Holding Cabinet, double compartment, on/off simple digital control with adjustable thermostats, (2) sets of side racks, (16) 20" x 12" x 2-1/2" full size pan capacity, stainless steel exterior, 5" casters; 2 rigid, 2 swivel with brakes	(1924mm 636mm x 817mm)	230v	Parilla de tamaño estándar GN 1/1		Controles Programables

Model	Photo	Description	H x W x D Dimension	Voltage	Pan Capacity	Weight Capacity	Options
12.20MW		Combimate® Halo Heat® Holding Cabinet, mobile, stainless steel construction, single door, electronic controls, ON/OFF switch, heat indicator light, (4) heavy duty casters, accommodates an optional roll-in pan cart that holds (24) full size pans or (12) sheet pans ,	52-3/4" x 34-15/16" x 41-7/8" (1340mm x 888mm x 1064mm)				
12.20W		Combimate® Halo Heat® Holding Cabinet, stationary, stainless steel construction, single door, electronic controls, ON/OFF switch, heat indicator light, (4) heavy equipment flanged feet, accommodates an optional roll-in pan cart that holds (24) full size pans or (12) sheet pans ,	52-3/4" x 34-15/16" x 41-7/8" (1340mm x 888mm x 1064mm)	208-240v 230v	Parilla de tamaño estándar GN 1/1		Sistema de banquete
20.20MW		Combimate® Halo Heat® Holding Cabinet, mobile, stainless steel construction, single door, electronic controls, ON/OFF switch, heat indicator light, (4) heavy duty casters, accommodates an optional roll-in pan cart that holds (40) full size pans or (20) sheet pans	73-3/4" x 34-15/16" x 41-9/16" (1873mm x 888mm x 1056mm)	208-240v 230v	Parilla de tamaño estándar		
20.20W		Combimate® Halo Heat® Holding Cabinet, stationary, stainless steel construction, single door, electronic controls, ON/OFF switch, heat indicator light, (4) heavy equipment flanged feet, accommodates an optional roll-in pan cart that holds (40) full size pans or (20) sheet pans	73-3/4" x 34-15/16" x 41-9/16" (1873mm x 888mm x 1056mm)	208-240v 230v	Parilla de tamaño estándar GN 1/1		Sistema de banquete
1000-BQ2/96		Halo Heat® Banquet Cart, 96 plate capacity, on/off simple digital control with adjustable thermostat, solid doors, stainless steel construction, (4) 6" heavy duty casters; 2 rigid, 2 swivel with brakes	67-9/16" x 37-15/16" x 30-13/16" (1716mm x 964mm x 783mm)	208-240v 230v 120v			


Specifications subject to change without notice due to ongoing product improvement.

Model	Photo	Description	H x W x D Dimension	Voltage	Pan Capacity	Weight Capacity	Options
1000-BQ2/128		Halo Heat® Banquet Cart, 128 plate capacity, on/off simple digital control with adjustable thermostat, solid doors, stainless steel construction, (4) 6" heavy duty casters; 2 rigid, 2 swivel with brakes	67-9/16" x 45-13/16" x 30-13/16" (1716mm x 1164mm x 783mm)	208-240v 230v 120v			
1000-BQ2/192		Halo Heat® Banquet Cart, 192 plate capacity, on/off simple digital control with adjustable thermostat, solid doors, stainless steel construction, (6) 6" heavy duty casters; 2 rigid, 4 swivel with brakes	67-9/16" x 68-11/16" x 30-13/16" (1716mm x 1744mm x 783mm)	208-240v 230v 120v			
500-1D		Halo Heat® Warming Drawer, free standing, one drawer, digital controls, ON/OFF adjustable thermostat, large stainless steel pan, (50) rolls or (34) baked potatoes capacity, drawer can adapt to hold optional oversize pan, stainless steel exterior	11-5/8" x 24-9/16" x 25-7/8" (296mm x 624mm x 657mm)	208-240v 230v 120v			Apilable
500-1DN		Halo Heat® Narrow Warming Drawer, free standing, one drawer, digital controls, ON/OFF adjustable thermostat, large stainless steel pan, (50) rolls or (34) baked potatoes capacity, stainless steel exterior	11-5/8" x 16-5/8" x 31-3/16" (296mm x 423mm x 792mm)	208-240v 230v 120v			Apilable
500-2D		Halo Heat® Warming Drawer, free standing, two drawer, digital controls, ON/OFF adjustable thermostat, large stainless steel pan, (50) rolls or (34) baked potatoes capacity per drawer, drawer can adapt to hold optional oversize pan, stainless steel exterior	18-15/16" x 24-9/16" x 25-7/8" (481mm x 624mm x 657mm)	208-240v 230v 120v			Apilable

Specifications subject to change without notice due to ongoing product improvement.

Model	Photo	Description	H x W x D Dimension	Voltage	Pan Capacity	Weight Capacity	Options
500-2DN		Halo Heat® Narrow Warming Drawer, free standing, two drawer, digital controls, ON/OFF adjustable thermostat, large stainless steel pan, (50) rolls or (34) baked potatoes capacity per drawer, drawer can adapt to hold optional oversize pan, stainless steel exterior	18-15/16" x 16-5/8" x 31-3/16" (481mm x 423mm x 792mm)	208-240v 230v 120v			Apilable
500-3D		Halo Heat® Warming Drawer, free standing, three drawer, digital controls, ON/OFF adjustable thermostat, large stainless steel pan, (50) rolls or (34) baked potatoes capacity per drawer, drawer can adapt to hold optional oversize pan, stainless steel exterior	26-1/8" x 24-9/16" x 25-7/8" (664mm x 624mm x 657mm)	208-240v 230v 120v			Apilable
500-3DN		Halo Heat® Narrow Warming Drawer, free standing, three drawer, digital controls, ON/OFF adjustable thermostat, large stainless steel pan, (50) rolls or (34) baked potatoes capacity per drawer, drawer can adapt to hold optional oversize pan, stainless steel exterior	26-1/8" x 16-5/8" x 31-3/16" (664mm x 423mm x 792mm)	208-240v 230v 120v			Apilable
500-PH/GD		Halo Heat® Pizza Holding Cabinet, with glass door, stainless steel exterior, on/off power switch, one adjustable thermostat, indicator light, includes (13) chrome plated wire shelves with 2" shelf spacing	30-7/8" x 23-1/4" x 20-3/4" (784mm x 591mm x 527mm)	230v 120v			
750-CTUS		Halo Heat® Low Temp Holding, single compartment, capacity (6) 12" x 20" full-size pans, manual controls, French doors with (2) positive latch door handles, ON/OFF adjustable thermostat, indicator light, exterior temperature gauge, thermostat for 60° F - 200° F, stainless steel exterior & interior	28-1/4" x 29-3/4" x 26-3/8" (718mm x 756mm x 670mm)	208-240v 230v 120v	Parilla de tamaño estándar Parilla de medio tamaño GN 1/1		

Specifications subject to change without notice due to ongoing product improvement.






Model	Photo	Description	H x W x D Dimension	Voltage	Pan Capacity	Weight Capacity	Options
1000-MH1		Low Temp Holding Cabinet, single compartment, on/off simple control with adjustable thermostat, (4) pairs of stainless steel angle slides, (32) GN 1/1 pan capacity, stainless steel exterior, transport handles on each side, 127mm casters; 2 rigid, 2 swivel with brakes	29-1/2" x 36-1/4" x 68-1/2" (750mm x 920mm x 1740mm)		GN 1/1	240lb (108kg)	

Specifications subject to change without notice due to ongoing product improvement.




Parrillas Térmicas y Estaciones



ALTO-SHAAM.

Model	Photo	Description	H x W x D Dimension	Voltage	Pan Capacity	Weight Capacity	Options
CS-100		Hot Carving Shelf, indicator light, single infrared lamp, (3) position toggle switch, cutting board, recessed surface, 1" legs, stainless steel construction	31" x 18-3/8" x 25-1/2" (787mm x 466mm x 648mm)	230v 120v			
CS-100/S		Hot Carving Shelf, indicator light, single infrared lamp, (3) position toggle switch, cutting board, recessed surface, framed clear glass breath guard, 1" legs, stainless steel construction	31" x 18-3/8" x 25-1/2" (787mm x 466mm x 648mm)	230v 120v			
CS-200		Hot Carving Shelf, indicator light, (2) infrared lamps, (3) position ON/OFF toggle switch, cutting board, recessed surface, 1" legs, stainless steel construction	33" x 25-3/4" x 29-11/16" (838mm x 654mm x 754mm)	230v 120v			
CS-200/S		Hot Carving Shelf, indicator light, (2) infrared lamps, (3) position ON/OFF toggle switch, cutting board, recessed surface, framed clear glass breath guard, 1" legs, stainless steel construction	33" x 25-3/4" x 30-7/8" (838mm x 654mm x 785mm)	230v 120v			
HFM-24		Halo Heat® Hot Food Module, built-in, 24-3/4" W x 24-3/4" D, remote thermostat control (1-10) with on/off switch, recessed stainless steel top built to accept customer supplied solid surface material (22-3/8" x 22-3/8" x 3/4")	5-3/8" x 24-11/16" x 24-11/16" (137mm x 627mm x 627mm)	230v			






Specifications subject to change without notice due to ongoing product improvement.

Model	Photo	Description	H x W x D Dimension	Voltage	Pan Capacity	Weight Capacity	Options
HFM-30		Halo Heat® Hot Food Module, built-in, 30-5/8" W x 24-3/4" D, remote thermostat control (1-10) with on/off switch, recessed stainless steel top built to accept customer supplied solid surface material (28-3/8" x 22-3/8" x 3/4")	5-3/8" x 30-5/8" x 24-11/16" (137mm x 778mm x 627mm)	230v			
HFM-48		Halo Heat® Hot Food Module, built-in, 48-3/4" W x 24-3/4" D, remote thermostat control (1-10) with on/off switch, recessed stainless steel top built to accept customer supplied solid surface material (46-3/8" x 22-3/8" x 3/4")	5-3/8" x 48-11/16" x 24-11/16" (137mm x 1237mm x 627mm)	230v			
HFM-72		Halo Heat® Hot Food Module, built-in, 72-3/4" W x 24-3/4" D, remote thermostat control (1-10) with on/off switch, recessed stainless steel top built to accept customer supplied solid surface material (70-3/8" x 22-3/8" x 3/4")	5-3/8" x 72-11/16" x 24-11/16" (137mm x 1847mm x 627mm)	230v			






Specifications subject to change without notice due to ongoing product improvement.






Hornos calientes








Model	Photo	Description	H x W x D Dimension	Voltage	Pan Capacity	Weight Capacity	Options
				230v 120v			
				230v 120v			
100-HW/D4		Halo Heat® Hot Food Well Unit, Drop-In, Electric, (1) 12" x 20" full-size pan capacity (pans NOT included), 4-3/8" deep well, holds 4" deep pans, adjustable thermostatic controls, stainless steel construction	7-1/2" x 15-1/16" x 23-1/16" (190mm x 382mm x 586mm)	120v			
100-HW/D4		Halo Heat® Hot Food Well Unit, Drop-In, Electric, (1) 12" x 20" full-size pan capacity (pans NOT included), 4-3/8" deep well, holds 4" deep pans, adjustable thermostatic controls, stainless steel construction	5/16" x 9/16" x 15/16" (7.5" x 15.0625" x 23.125")	120v			
100-HW/D6		Halo Heat® Hot Food Well Unit, Drop-In, Electric, (1) 12" x 20" full-size pan capacity (pans NOT included), 6-3/8" deep well, hold 6" deep pans, adjustable thermostatic controls, stainless steel construction	9-1/2" x 15-1/16" x 23-1/16" (241mm x 382mm x 586mm)	120v			






Specifications subject to change without notice due to ongoing product improvement.

Model	Photo	Description	H x W x D Dimension	Voltage	Pan Capacity	Weight Capacity	Options
100-HW/D6		Halo Heat® Hot Food Well Unit, Drop-In, Electric, (1) 12" x 20" full-size pan capacity (pans NOT included), 6-3/8" deep well, hold 6" deep pans, adjustable thermostatic controls, stainless steel construction	3/8" x 9/16" x 15/16" (9.5" x 15.0625" x 23.125")	120v			
100-HW/D443		Halo Heat® Hot Food Well Unit, Drop-In, Electric, (1) 12" x 20" full-size pan & (1) 12" x 6" third-size pan capacity (pans NOT included), 4-3/8" deep well, hold 4" deep pans, adjustable thermostatic controls, stainless steel construction	7-1/2" x 15-1/16" x 30-1/8" (190mm x 382mm x 765mm)	120v			
100-HW/D643		Halo Heat® Hot Food Well Unit, Drop-In, Electric, (1) 12" x 20" full-size pan & (1) 12" x 6" third-size pan capacity (pans NOT included), 6-3/8" deep well, hold 6" deep pans, adjustable thermostatic controls, stainless steel construction	9-1/2" x 15-1/16" x 30-1/8" (241mm x 382mm x 765mm)	120v			
200-HW/D4		Halo Heat® Hot Food Well Unit, Drop-In, Electric, (2) 12" x 20" full-size pan capacity (pans NOT included), 4-3/8" deep well, holds 4" deep pans, adjustable thermostatic controls, stainless steel construction	7-1/2" x 27-13/16" x 23-1/16" (190mm x 707mm x 586mm)	230v 120v			
200-HW/D4		Halo Heat® Hot Food Well Unit, Drop-In, Electric, (2) 12" x 20" full-size pan capacity (pans NOT included), 4-3/8" deep well, holds 4" deep pans, adjustable thermostatic controls, stainless steel construction	5/16" x 1-1/8" x 15/16" (7.5" x 27.8125" x 23.125")	230v 120v			






Model	Photo	Description	H x W x D Dimension	Voltage	Pan Capacity	Weight Capacity	Options
200-HW/D6		Halo Heat® Hot Food Well Unit, Drop-In, Electric, (2) 12" x 20" full-size pan capacity (pans NOT included), 6-3/8" deep well, hold 6" deep pans, adjustable thermostatic controls, stainless steel construction	9-1/2" x 27-13/16" x 23-1/16" (241mm x 707mm x 586mm)	230v 120v			
200-HW/D6		Halo Heat® Hot Food Well Unit, Drop-In, Electric, (2) 12" x 20" full-size pan capacity (pans NOT included), 6-3/8" deep well, hold 6" deep pans, adjustable thermostatic controls, stainless steel construction	3/8" x 1-1/8" x 15/16" (9.5" x 27.8125" x 23.125")	230v 120v			
300-HW/D4		Halo Heat® Hot Food Well Unit, Drop-In, Electric, (3) 12" x 20" full-size pan capacity (pans NOT included), 4-3/8" deep well, holds 4" deep pans, adjustable thermostatic controls, stainless steel construction	7-1/2" x 40-7/8" x 23-1/16" (190mm x 1039mm x 586mm)	230v 120v			
300-HW/D4		Halo Heat® Hot Food Well Unit, Drop-In, Electric, (3) 12" x 20" full-size pan capacity (pans NOT included), 4-3/8" deep well, holds 4" deep pans, adjustable thermostatic controls, stainless steel construction	5/16" x 1-5/8" x 15/16" (7.5" x 40.9375" x 23.125")	230v 120v			
300-HW/D6		Halo Heat® Hot Food Well Unit, Drop-In, Electric, (3) 12" x 20" full-size pan capacity (pans NOT included), 6-3/8" deep well, hold 6" deep pans, adjustable thermostatic controls, stainless steel construction	9-1/2" x 40-7/8" x 23-1/16" (241mm x 1039mm x 586mm)	230v 120v			

Specifications subject to change without notice due to ongoing product improvement.






Model	Photo	Description	H x W x D Dimension	Voltage	Pan Capacity	Weight Capacity	Options
300-HW/D6		Halo Heat® Hot Food Well Unit, Drop-In, Electric, (3) 12" x 20" full-size pan capacity (pans NOT included), 6-3/8" deep well, hold 6" deep pans, adjustable thermostatic controls, stainless steel construction	3/8" x 1-5/8" x 15/16" (9.5" x 40.9375" x 23.125")	230v 120v			
300-HW/D443		Halo Heat® Hot Food Well Unit, Drop-In, Electric, (3) 12" x 20" full-size pan & (3) 12" x 6" third-size pan capacity (pans NOT included), 4-3/8" deep well, holds 4" deep pans, adjustable thermostatic controls, stainless steel construction	7-1/2" x 40-7/8" x 30-1/8" (190mm x 1039mm x 765mm)	230v 120v			
300-HW/D643		Halo Heat® Hot Food Well Unit, Drop-In, Electric, (3) 12" x 20" full-size pan & (3) 12" x 6" third-size pan capacity (pans NOT included), 6-3/8" deep well, hold 6" deep pans, adjustable thermostatic controls, stainless steel construction	9-1/2" x 40-7/8" x 30-1/8" (241mm x 1039mm x 765mm)	230v 120v			
400-HW/D4		Halo Heat® Hot Food Well Unit, Drop-In, Electric, (4) 12" x 20" full-size pan capacity (pans NOT included), 4-3/8" deep well, holds 4" deep pans, adjustable thermostatic controls, stainless steel construction	7-1/2" x 54" x 23-1/16" (190mm x 1371mm x 586mm)	230v 120v			
400-HW/D4		Halo Heat® Hot Food Well Unit, Drop-In, Electric, (4) 12" x 20" full-size pan capacity (pans NOT included), 4-3/8" deep well, holds 4" deep pans, adjustable thermostatic controls, stainless steel construction	5/16" x 2-1/8" x 15/16" (7.5" x 54" x 23.125")	230v 120v			

Model	Photo	Description	H x W x D Dimension	Voltage	Pan Capacity	Weight Capacity	Options
400-HW/D6		Halo Heat® Hot Food Well Unit, Drop-In, Electric, (4) 12" x 20" full-size pan capacity (pans NOT included), 6-3/8" deep well, hold 6" deep pans, adjustable thermostatic controls, stainless steel construction	9-1/2" x 54" x 23-1/16" (241mm x 1371mm x 586mm)	230v 120v			
400-HW/D6		Halo Heat® Hot Food Well Unit, Drop-In, Electric, (4) 12" x 20" full-size pan capacity (pans NOT included), 6-3/8" deep well, hold 6" deep pans, adjustable thermostatic controls, stainless steel construction	3/8" x 2-1/8" x 15/16" (9.5" x 54" x 23.125")	230v 120v			
500-HW/D4		Halo Heat® Hot Food Well Unit, Drop-In, Electric, (5) 12" x 20" full-size pan capacity (pans NOT included), 4-3/8" deep well, holds 4" deep pans, adjustable thermostatic controls, stainless steel construction	7-1/2" x 67" x 23-1/16" (190mm x 1702mm x 586mm)	230v 120v			
500-HW/D4		Halo Heat® Hot Food Well Unit, Drop-In, Electric, (5) 12" x 20" full-size pan capacity (pans NOT included), 4-3/8" deep well, holds 4" deep pans, adjustable thermostatic controls, stainless steel construction	5/16" x 2-5/8" x 15/16" (7.5" x 67.0625" x 23.125")	230v 120v			
500-HW/D6		Halo Heat® Hot Food Well Unit, Drop-In, Electric, (5) 12" x 20" full-size pan capacity (pans NOT included), 6-3/8" deep well, hold 6" deep pans, adjustable thermostatic controls, stainless steel construction	9-1/2" x 67" x 23-1/16" (241mm x 1702mm x 586mm)	230v 120v			




Specifications subject to change without notice due to ongoing product improvement.

Model	Photo	Description	H x W x D Dimension	Voltage	Pan Capacity	Weight Capacity	Options
500-HW/D6		Halo Heat® Hot Food Well Unit, Drop-In, Electric, (5) 12" x 20" full-size pan capacity (pans NOT included), 6-3/8" deep well, hold 6" deep pans, adjustable thermostatic controls, stainless steel construction	3/8" x 2-5/8" x 15/16" (9.5" x 67.0625" x 23.125")	230v 120v			
100-CW		Coldwall drop-in refrigerated cold display unit with self-contained compressor, utilizing R-404a refrigerant. System is mounted on corrosion resistant framework, suspended below unit body. Includes expansion valve, thermostatic control, sliding shroud, dual air movement louver, and (2) pan divider bars for side support. (1) 12" x 20" full-size pan capacity (pan NOT included), 6-1/4" deep well, holds 6" deep pan.	27-1/2" x 18-1/2" x 27" (699mm x 470mm x 686mm)				
100-CW/R		Coldwall drop-in refrigerated cold display unit designed for remote refrigeration systems. Includes thermostatic control and (2) pan divider bars for side support. (1) 12" x 20" full-size pan capacity (pan NOT included), 6-1/4" deep well, holds 6" deep pan.	10-1/2" x 18-1/2" x 27" (267mm x 470mm x 686mm)				
200-CW		Coldwall drop-in refrigerated cold display unit with self-contained compressor, utilizing R-404a refrigerant. System is mounted on corrosion resistant framework, suspended below unit body. Includes expansion valve, thermostatic control, sliding shroud, dual air movement louver, and (3) pan divider bars for side support. (2) 12" x 20" full-size pan capacity (pans NOT included), 6-1/4" deep well, holds 6" deep pans.	27-1/2" x 31-7/16" x 27" (699mm x 798mm x 686mm)				
200-CW/R		Coldwall drop-in refrigerated cold display unit designed for remote refrigeration systems. Includes thermostatic control and (3) pan divider bars for side support. (2) 12" x 20" full-size pan capacity (pans NOT included), 6-1/4" deep well, holds 6" deep pans.	10-1/2" x 31-7/16" x 27" (267mm x 798mm x 686mm)				

Specifications subject to change without notice due to ongoing product improvement.






Model	Photo	Description	H x W x D Dimension	Voltage	Pan Capacity	Weight Capacity	Options
300-CW		Coldwall drop-in refrigerated cold display unit with self-contained compressor, utilizing R-404a refrigerant. System is mounted on corrosion resistant framework, suspended below unit body. Includes expansion valve, thermostatic control, sliding shroud, dual air movement louver, and (4) pan divider bars for side support. (3) 12" x 20" full-size pan capacity (pans NOT included), 6-1/4" deep well, holds 6" deep pans.	27-1/2" x 44-1/4" x 27" (699mm x 1124mm x 686mm)				
300-CW/R		Coldwall drop-in refrigerated cold display unit designed for remote refrigeration systems. Includes thermostatic control and (4) pan divider bars for side support. (3) 12" x 20" full-size pan capacity (pans NOT included), 6-1/4" deep well, holds 6" deep pans.	10-1/2" x 44-1/4" x 27" (267mm x 1124mm x 686mm)				
400-CW		Coldwall drop-in refrigerated cold display unit with self-contained compressor, utilizing R-404a refrigerant. System is mounted on corrosion resistant framework, suspended below unit body. Includes expansion valve, thermostatic control, sliding shroud, dual air movement louver, and (5) pan divider bars for side support. (4) 12" x 20" full-size pan capacity (pans NOT included), 6-1/4" deep well, holds 6" deep pans.	27-1/2" x 57-1/4" x 27" (699mm x 1454mm x 686mm)				
400-CW/R		Coldwall drop-in refrigerated cold display unit designed for remote refrigeration systems. Includes thermostatic control and (5) pan divider bars for side support. (4) 12" x 20" full-size pan capacity (pans NOT included), 6-1/4" deep well, holds 6" deep pans.	10-1/2" x 57-1/4" x 27" (267mm x 1454mm x 686mm)				
500-CW		Coldwall drop-in refrigerated cold display unit with self-contained compressor, utilizing R-404a refrigerant. System is mounted on corrosion resistant framework, suspended below unit body. Includes expansion valve, thermostatic control, sliding shroud, dual air movement louver, and (6) pan divider bars for side support. (5) 12" x 20" full-size pan capacity (pans NOT included), 6-1/4" deep well, holds 6" deep pans.	27-1/2" x 70-1/8" x 27" (699mm x 1781mm x 686mm)				






Specifications subject to change without notice due to ongoing product improvement.






Model	Photo	Description	H x W x D Dimension	Voltage	Pan Capacity	Weight Capacity	Options
500-CW/R		Coldwall drop-in refrigerated cold display unit designed for remote refrigeration systems. Includes thermostatic control and (6) pan divider bars for side support. (5) 12" x 20" full-size pan capacity (pans NOT included), 6-1/4" deep well, holds 6" deep pans.	10-1/2" x 70-1/8" x 27" (267mm x 1781mm x 686mm)				
600-CW		Coldwall drop-in refrigerated cold display unit with self-contained compressor, utilizing R-404a refrigerant. System is mounted on corrosion resistant framework, suspended below unit body. Includes expansion valve, thermostatic control, sliding shroud, dual air movement louver, and (7) pan divider bars for side support. (6) 12" x 20" full-size pan capacity (pans NOT included), 6-1/4" deep well, holds 6" deep pans.	27-1/2" x 83" x 27" (699mm x 2108mm x 686mm)				
600-CW/R		Coldwall drop-in refrigerated cold display unit designed for remote refrigeration systems. Includes thermostatic control and (7) pan divider bars for side support. (6) 12" x 20" full-size pan capacity (pans NOT included), 6-1/4" deep well, holds 6" deep pans.	10-1/2" x 83" x 27" (267mm x 2108mm x 686mm)				






Estaciones de venta y vitrinas








Model	Photo	Description	H x W x D Dimension	Voltage	Pan Capacity	Weight Capacity	Options
EC2SYS-72/PL		Halo Heat® Heated Display Case System, 72" L, full-service, self-service on customer left, (2) heat zones, lift-up flat glass front, removable sliding glass doors & work shelf on operator side, holds various combinations of pans, overhead lights with (2) light zones, stainless steel interior, black painted front & end panels, 4" legs	48" x 72" x 53-1/8" (1219mm x 1829mm x 1350mm)	230v			
EC2SYS-72/PR		Halo Heat® Heated Display Case System, 72" L, full-service, self-service on customer right, (2) heat zones, lift-up flat glass front, removable sliding glass doors & work shelf on operator side, holds various combinations of pans, overhead lights with (2) light zones, stainless steel interior, black painted front & end panels, 4" legs	48" x 72" x 53-1/8" (1219mm x 1829mm x 1350mm)	230v			
ED2-96/PL		Halo Heat® Heated Display Case, countertop, 96" L, full-service, self-service customer left, (3) heat zones, lift-up curved glass front, removable sliding glass doors & work shelf on operator side, holds various combinations of pans, overhead lights with (2) light zones, stainless steel interior, stainless steel front & end panels, 4" legs	30-1/8" x 96" x 44-5/16" (765mm x 2438mm x 1125mm)	230v			Autoservicio Pozos Caliente
ED2-96/PR		Halo Heat® Heated Display Case, countertop, 96" L, full-service, self-service customer right, (3) heat zones, lift-up curved glass front, removable sliding glass doors & work shelf on operator side, holds various combinations of pans, overhead lights with (2) light zones, stainless steel interior, black painted front & end panels, 4" legs	30-1/8" x 96" x 44-5/16" (765mm x 2438mm x 1125mm)	230v			Autoservicio Pozos Caliente
EU2SYS-72		Hot Deli Cook/Hold/Display System, 72" L, full-service, includes (1) ED2-72 display case mounted on BU2-72 decorator base, capacity (5) 12" x 20" x 2-1/2 full size pans, holds various combinations of pans, overhead lights with (2) light zones, stainless steel interior, stainless steel end & base panels, tempered glass front	58-1/8" x 72" x 44-5/16" (1477mm x 1829mm x 1125mm)	230v			Servicio completo Pozos Caliente






Model	Photo	Description	H x W x D Dimension	Voltage	Pan Capacity	Weight Capacity	Options
EU2SYS-72/P		Hot Deli Cook/Hold/Display System, 72" L, self-service, includes (1) ED2-72/P display case mounted on BU2-72 decorator base, capacity (5) 12" x 20" x 2-1/2 full size pans, holds various combinations of pans, overhead lights with (2) light zones, stainless steel interior,	58-1/8" x 72" x 44-5/16" (1477mm x 1829mm x 1125mm)	230v			Autoservicio Pozos Caliente
HN2-96/PL		Halo Heat® Heated Display Case, countertop, 96" L, full-service, self-service customer left, (3) heat zones, lift-up flat glass front, removable sliding glass doors & work shelf on operator side, holds various combinations of pans, overhead lights with (2) light zones, stainless steel interior, black painted front & end panels, 4" legs	37-11/16" x 96" x 51-5/16" (958mm x 2438mm x 1304mm)	230v			Autoservicio Pozos Caliente
HN2-96/PR		Halo Heat® Heated Display Case, countertop, 96" L, full-service, self-service customer right, (3) heat zones, lift-up flat glass front, removable sliding glass doors & work shelf on operator side, holds various combinations of pans, overhead lights with (2) light zones, stainless steel interior, black painted front & end panels, 4" legs	37-11/16" x 96" x 51-5/16" (958mm x 2438mm x 1304mm)	230v			Autoservicio Pozos Caliente
PD2SYS-72/P		Halo Heat® Heated Display Case System, 72" L, self-service, (2) heat zones, lift-up flat glass front, removable sliding glass doors & work shelf on operator side, holds various combinations of pans, overhead lights with (2) light zones, stainless steel interior, 4" legs	47-13/16" x 72-1/16" x 44-1/8" (1214mm x 1831mm x 1120mm)	230v			Autoservicio Pozos Caliente
PD2SYS-72/PL		Halo Heat® Heated Display Case System, 72" L, full-service, self-service on customer left, (2) heat zones, lift-up flat glass front, removable sliding glass doors & work shelf on operator side, holds various combinations of pans, overhead lights with (2) light zones, stainless steel interior, black painted front & end panels, 4" legs	47-13/16" x 72-1/16" x 44-1/8" (1214mm x 1831mm x 1120mm)	230v			Autoservicio Pozos Caliente






Model	Photo	Description	H x W x D Dimension	Voltage	Pan Capacity	Weight Capacity	Options
HFT2SYS-500		Hot food table with system base, 72" wide, Two (2) full length stainless steel tray slides, accepts four (4) 12" x 20" full-size pan capacity (pans NOT included), 4-3/8" deep well, adjustable thermostatic controls, stainless steel construction, overhead canopy, with heat guards, choice of side panels, 2 adjustable shelves, four (4) 5" casters; 2 rigid, 2 swivel with brakes	60-1/2" x 72-1/16" x 39-11/16" (1536mm x 1830mm x 1008mm)		GN 1/1		Isla de Pozo Caliente
HFT2SYS-500/DLX		Deluxe Hot food table with system base, 72" wide, Two (2) full length stainless steel tray slides, accepts four (4) 12" x 20" full-size pan capacity (pans NOT included), 4-3/8" deep well, adjustable thermostatic controls, stainless steel construction, formica end panels and canopy, 4 wooden adjustable shelves two removable wooden side baskets, four (4) 5" casters; 2 rigid, 2 swivel with brakes	60-1/2" x 91" x 39-11/16" (1536mm x 2311mm x 1008mm)		GN 1/1		Isla de Pozo Caliente
HSM-38/3S		HaloHeat® Hot Food Merchandiser, 72 lb. product capacity, (8) chicken boats with dome cover per shelf, (3) heated glass shelves, (3) warm-light fluorescent bulbs, 20" deep, tilted & illuminated, stainless steel construction, black laminate end panels, 4" adjustable legs	51-7/16" x 38-1/8" x 27-5/16" (1307mm x 968mm x 694mm)				
HSM-48/5S		HaloHeat® Hot Food Merchandiser, 150 lb. product capacity, (10) chicken boats with dome cover per shelf, (5) heated glass shelves, (10) warm-light fluorescent bulbs, 20" deep, tilted & illuminated, stainless steel construction, black laminate end panels, 3" swivel casters with brakes	75-9/16" x 48-1/4" x 27-1/4" (1919mm x 1226mm x 692mm)				
ITM2-48/DLX		Deluxe Island Hot Food Takeout Merchandiser, 60-1/2" H x 67" W, (4) adjustable shelves, removable heat guards, on/off switch, (2) removable end baskets, black formica end panels & canopy, stainless steel, 5" casters; 2 rigid, 2 swivel with brakes	60-1/2" x 66-15/16" x 31-3/16" (1536mm x 1701mm x 792mm)	230v 120v		36lb (16 kg)	






Model	Photo	Description	H x W x D Dimension	Voltage	Pan Capacity	Weight Capacity	Options
ITM2-48/STD		Island Hot Food Takeout Merchandiser, 60-1/2" H x 48" W, (2) adjustable shelves, removable heat guards, on/off switch, (2) black painted sides, stainless steel, 5" casters; 2 rigid, 2 swivel with brakes	60-1/2" x 48" x 28-5/16" (1536mm x 1219mm x 719mm)	230v 120v		36lb (16 kg)	
EC2-48		Halo Heat® Heated Display Case, countertop, 48" L, full-service, lift-up flat glass front, removable sliding glass doors & work shelf on operator side, holds various combinations of pans, (6) overhead lights with (2) light zones, stainless steel interior, black painted front & end panels, 4" legs	37-11/16" x 48" x 53-1/8" (958mm x 1219mm x 1350mm)	230v			Servicio completo Pozos Caliente
EC2-48/P		Halo Heat® Heated Display Case, countertop, 48" L, self-service, lift-up flat glass front, removable sliding glass doors & work shelf on operator side, holds various combinations of pans, (6) overhead lights with (2) light zones, stainless steel interior, black painted front & end panels, 4" legs	37-11/16" x 48" x 53-1/8" (958mm x 1219mm x 1350mm)	230v			Autoservicio Pozos Caliente
EC2-72		Halo Heat® Heated Display Case, countertop, 72" L, full-service, (2) heat zones, lift-up flat glass front, removable sliding glass doors & work shelf on operator side, holds various combinations of pans, overhead lights with (2) light zones, stainless steel interior, black painted front & end panels, 4" legs	37-11/16" x 72" x 53-1/8" (958mm x 1829mm x 1350mm)	230v			Servicio completo Pozos Caliente
EC2-72/P		Halo Heat® Heated Display Case, countertop, 72" L, self-service, (2) heat zones, lift-up flat glass front, removable sliding glass doors & work shelf on operator side, holds various combinations of pans, overhead lights with (2) light zones, stainless steel interior, black painted front & end panels, 4" legs	37-11/16" x 72" x 53-1/8" (958mm x 1829mm x 1350mm)	230v			Autoservicio Pozos Caliente






Model	Photo	Description	H x W x D Dimension	Voltage	Pan Capacity	Weight Capacity	Options
EC2-72/PL		Halo Heat® Heated Display Case, countertop, 72" L, full-service, self-service customer left, (2) heat zones, lift-up flat glass front, removable sliding glass doors & work shelf on operator side, holds various combinations of pans, overhead lights with (2) light zones, stainless steel interior, black painted front & end panels, 4" legs	37-11/16" x 72" x 53-1/8" (958mm x 1829mm x 1350mm)	230v			Autoservicio Pozos Caliente
EC2-72/PR		Halo Heat® Heated Display Case, countertop, 72" L, full-service, self-service on customer right, (2) heat zones, lift-up flat glass front, removable sliding glass doors & work shelf on operator side, holds various combinations of pans, overhead lights with (2) light zones, stainless steel interior, black painted front & end panels, 4" legs	37-11/16" x 72" x 53-1/8" (958mm x 1829mm x 1350mm)	230v			Autoservicio Pozos Caliente
EC2-96		Halo Heat® Heated Display Case, countertop, 96" L, full-service, (3) heat zones, lift-up flat glass front, removable sliding glass doors & work shelf on operator side, holds various combinations of pans, overhead lights with (2) light zones, stainless steel interior, black painted front & end panels, 4" legs	37-11/16" x 96" x 53-1/8" (958mm x 2438mm x 1350mm)	230v			Servicio completo Pozos Caliente
EC2-96/PL		Halo Heat® Heated Display Case, countertop, 96" L, full-service, self-service customer left, (3) heat zones, lift-up flat glass front, removable sliding glass doors & work shelf on operator side, holds various combinations of pans, overhead lights with (2) light zones, stainless steel interior, black painted front & end panels, 4" legs	37-11/16" x 96" x 53-1/8" (958mm x 2438mm x 1350mm)	230v			Autoservicio Pozos Caliente
EC2-96/PR		Halo Heat® Heated Display Case, countertop, 96" L, full-service, self-service customer right, (3) heat zones, lift-up flat glass front, removable sliding glass doors & work shelf on operator side, holds various combinations of pans, overhead lights with (2) light zones, stainless steel interior, black painted front & end panels, 4" legs	37-11/16" x 96" x 53-1/8" (958mm x 2438mm x 1350mm)	230v			Autoservicio Pozos Caliente






Specifications subject to change without notice due to ongoing product improvement.






Model	Photo	Description	H x W x D Dimension	Voltage	Pan Capacity	Weight Capacity	Options
EC2SYS-48		Halo Heat® Heated Display Case System, 48" L, full-service, lift-up flat glass front, removable sliding glass doors & work shelf on operator side, holds various combinations of pans, (6) overhead lights with (2) light zones, stainless steel interior, black painted front & end panels, 4" legs	(1218mm x 1219mm 1350mm)	230v			Servicio completo Pozos Caliente
EC2SYS-48/P		Halo Heat® Heated Display Case System, 48" L, self-service, lift-up flat glass front, removable sliding glass doors & work shelf on operator side, holds various combinations of pans, (6) overhead lights with (2) light zones, stainless steel interior, black painted front & end panels, 4" legs	(1218mm x 1219mm 1350mm)	230v			Autoservicio Pozos Caliente
EC2SYS-72		Halo Heat® Heated Display Case System, 72" L, full-service, (2) heat zones, lift-up flat glass front, removable sliding glass doors & work shelf on operator side, holds various combinations of pans, overhead lights with (2) light zones, stainless steel interior, black painted front & end panels, 4" legs	48" x 72" x 53-1/8" (1219mm x 1829mm x 1350mm)	230v			Servicio completo Pozos Caliente
EC2SYS-72/P		Halo Heat® Heated Display Case System, 72" L, self-service, (2) heat zones, lift-up flat glass front, removable sliding glass doors & work shelf on operator side, holds various combinations of pans, overhead lights with (2) light zones, stainless steel interior, black painted front & end panels, 4" legs	48" x 72" x 53-1/8" (1219mm x 1829mm x 1350mm)	230v			
EC2SYS-96		Halo Heat® Heated Display Case System, 96" L, full-service, (3) heat zones, lift-up flat glass front, removable sliding glass doors & work shelf on operator side, holds various combinations of pans, overhead lights with (2) light zones, stainless steel interior, black painted front & end panels, 4" legs	47-15/16" x 96" x 53-1/8" (1218mm x 2438mm x 1350mm)	230v			Servicio completo Pozos Caliente






Model	Photo	Description	H x W x D Dimension	Voltage	Pan Capacity	Weight Capacity	Options
EC2SYS-96/PL		Halo Heat® Heated Display Case System, 96" L, full-service, self-service on customer left, (3) heat zones, lift-up flat glass front, removable sliding glass doors & work shelf on operator side, holds various combinations of pans, overhead lights with (2) light zones, stainless steel interior, black painted front & end panels, 4" legs	47-15/16" x 96" x 53-1/8" (1218mm x 2438mm x 1350mm)	230v			Autoservicio Pozos Caliente
EC2SYS-96/PR		Halo Heat® Heated Display Case System, 96" L, full-service, self-service on customer right, (3) heat zones, lift-up flat glass front, removable sliding glass doors & work shelf on operator side, holds various combinations of pans, overhead lights with (2) light zones, stainless steel interior, black painted front & end panels, 4" legs	47-15/16" x 96" x 53-1/8" (1218mm x 2438mm x 1350mm)	230v			Autoservicio Pozos Caliente
ED2-48		Halo Heat® Heated Display Case, countertop, 48" L, full-service, lift-up curved glass front, removable sliding glass doors & work shelf on operator side, holds various combinations of pans, (6) overhead lights with (2) light zones, stainless steel interior, 4" legs	30-1/8" x 48" x 44-5/16" (765mm x 1219mm x 1125mm)	230v			Servicio completo Pozos Caliente
ED2-48/2S		Halo Heat® Heated Two-Tier Display Case, countertop, 48" L, self-service, open front, curved glass style, (4) lights over both top heated shelf & lower heated shelves, thermostatic controls, glass sliding rear doors, 10" x 36" rear work shelf, 4" legs	30-3/16" x 48" x 48-1/16" (766mm x 1219mm x 1220mm)	208-240v			Autoservicio Estanterías
ED2-48/P		Halo Heat® Heated Display Case, countertop, 48" L, self-service, lift-up curved glass front, removable sliding glass doors & work shelf on operator side, holds various combinations of pans, (6) overhead lights with (2) light zones, stainless steel interior, 4" legs	30-1/8" x 48" x 44-5/16" (765mm x 1219mm x 1125mm)	230v			Autoservicio Pozos Caliente






Model	Photo	Description	H x W x D Dimension	Voltage	Pan Capacity	Weight Capacity	Options
ED2-72		Halo Heat® Heated Display Case, countertop, 72" L, full-service, (2) heat zones, lift-up curved glass front, removable sliding glass doors & work shelf on operator side, holds various combinations of pans, overhead lights with (2) light zones, stainless steel interior, black painted front & end panels, 4" legs	30-1/8" x 72" x 44-5/16" (765mm x 1829mm x 1125mm)	230v			Servicio completo Pozos Caliente
ED2-72/2S		Halo Heat® Heated Two-Tier Display Case, countertop, 72" L, self-service, open front, curved glass style, lights over both top heated shelf & lower heated shelves, thermostatic controls, glass sliding rear doors, 10" x 36" rear work shelf	30-3/16" x 72" x 48-1/16" (766mm x 1829mm x 1220mm)	208-240v			Autoservicio Estanterías
ED2-72/P		Halo Heat® Heated Display Case, countertop, 72" L, self-service, (2) heat zones, lift-up curved glass front, removable sliding glass doors & work shelf on operator side, holds various combinations of pans, overhead lights with (2) light zones, stainless steel interior, black painted front & end panels, 4" legs	30-1/8" x 72" x 44-5/16" (765mm x 1829mm x 1125mm)	230v			Autoservicio Pozos Caliente
ED2-72/PL		Halo Heat® Heated Display Case, countertop, 72" L, full-service, self-service customer left, (2) heat zones, lift-up curved glass front, removable sliding glass doors & work shelf on operator side, holds various combinations of pans, overhead lights with (2) light zones, stainless steel interior, black painted front & end panels, 4" legs	30-1/8" x 72" x 44-5/16" (765mm x 1829mm x 1125mm)	230v			Autoservicio Pozos Caliente
ED2-72/PR		Halo Heat® Heated Display Case, countertop, 72" L, full-service, self-service on customer right, (2) heat zones, lift-up curved glass front, removable sliding glass doors & work shelf on operator side, holds various combinations of pans, overhead lights with (2) light zones, stainless steel interior, black painted front & end panels, 4" legs	30-1/8" x 72" x 44-5/16" (765mm x 1829mm x 1125mm)	230v			Autoservicio Pozos Caliente






Model	Photo	Description	H x W x D Dimension	Voltage	Pan Capacity	Weight Capacity	Options
ED2-96		Halo Heat® Heated Display Case, countertop, 96" L, full-service, (3) heat zones, lift-up curved glass front, removable sliding glass doors & work shelf on operator side, holds various combinations of pans, overhead lights with (2) light zones, stainless steel interior, custom color front & end panels, 4" legs	30-1/8" x 96" x 44-5/16" (765mm x 2438mm x 1125mm)	230v			Servicio completo Pozos Caliente
ED2-96/2S		Halo Heat® Heated Two-Tier Display Case, countertop, 96" L, self-service, open front, curved glass style, lights over both top heated shelf & lower heated shelves, thermostatic controls, glass sliding rear doors, 10" x 36" rear work shelf, 4" legs	30-3/16" x 96" x 48-1/16" (766mm x 2438mm x 1220mm)	208-240v			Autoservicio Estanterías
ED2SYS-48		Halo Heat® Heated Display Case System, 48" L, full-service, lift-up curved glass front, removable sliding glass doors & work shelf on operator side, holds various combinations of pans, (6) overhead lights with (2) light zones, stainless steel interior, 4" legs	47-11/16" x 48" x 47-5/16" (1212mm x 1219mm x 1202mm)	230v			Servicio completo Pozos Caliente
ED2SYS-48/2S		Halo Heat® Heated Two-Tier Display System, 48" L, self-service, open front, curved glass style, (4) lights over both top heated shelf & lower heated shelves, thermostatic controls, glass sliding rear doors, 10" x 36" rear work shelf, stainless steel exterior, 4" legs	47-7/8" x 48" x 48-1/16" (1216mm x 1219mm x 1220mm)	208-240v			Autoservicio Estanterías
ED2SYS-48/P		Halo Heat® Heated Display Case System, 48" L, self-service, lift-up curved glass front, removable sliding glass doors & work shelf on operator side, holds various combinations of pans, (6) overhead lights with (2) light zones, stainless steel interior, black painted front & end panels, 4" legs	47-11/16" x 48" x 47-5/16" (1212mm x 1219mm x 1202mm)	230v			Autoservicio Pozos Caliente






Model	Photo	Description	H x W x D Dimension	Voltage	Pan Capacity	Weight Capacity	Options
ED2SYS-72		Halo Heat® Heated Display Case System, 72" L, full-service, (2) heat zones, lift-up curved glass front, removable sliding glass doors & work shelf on operator side, holds various combinations of pans, overhead lights with (2) light zones, stainless steel interior, black painted front & end panels, 4" legs	47-11/16" x 72" x 47-5/16" (1212mm x 1829mm x 1202mm)	230v			Servicio completo Pozos Caliente
ED2SYS-72/2S		Halo Heat® Heated Two-Tier Display System, 72" L, self-service, open front, curved glass style, (4) lights over both top heated shelf & lower heated shelves, thermostatic controls, glass sliding rear doors, 10" x 36" rear work shelf, 4" legs	47-7/8" x 72" x 48-1/16" (1216mm x 1829mm x 1220mm)	208-240v			Autoservicio Estanterías
ED2SYS-72/P		Halo Heat® Heated Display Case System, 72" L, self-service, (2) heat zones, lift-up curved glass front, removable sliding glass doors & work shelf on operator side, holds various combinations of pans, overhead lights with (2) light zones, stainless steel interior, black painted front & end panels, 4" legs	47-11/16" x 72" x 47-5/16" (1212mm x 1829mm x 1202mm)	230v			Autoservicio Pozos Caliente
ED2SYS-72/PL		Halo Heat® Heated Display Case System, 72" L, full-service, self-service on customer left, (2) heat zones, lift-up curved glass front, removable sliding glass doors & work shelf on operator side, holds various combinations of pans, overhead lights with (2) light zones, stainless steel interior, black painted front & end panels, 4" legs	47-11/16" x 72" x 47-5/16" (1212mm x 1829mm x 1202mm)	230v			Autoservicio Pozos Caliente
ED2SYS-72/PR		Halo Heat® Heated Display Case System, 72" L, full-service, self-service on customer right, (2) heat zones, lift-up curved glass front, removable sliding glass doors & work shelf on operator side, holds various combinations of pans, overhead lights with (2) light zones, stainless steel interior, black painted front & end panels, 4" legs	47-11/16" x 72" x 47-5/16" (1212mm x 1829mm x 1202mm)	230v			Autoservicio Pozos Caliente






Model	Photo	Description	H x W x D Dimension	Voltage	Pan Capacity	Weight Capacity	Options
ED2SYS-96		Halo Heat® Heated Display Case System, 96" L, full-service, (3) heat zones, lift-up curved glass front, removable sliding glass doors & work shelf on operator side, holds various combinations of pans, overhead lights with (2) light zones, stainless steel interior, black painted front & end panels, 4" legs	47-11/16" x 96" x 47-1/16" (1212mm x 2438mm x 1196mm)	230v			Servicio completo Pozos Caliente
ED2SYS-96/2S		Halo Heat® Heated Two-Tier Display System, 96" L, self-service, open front, curved glass style, (4) lights over both top heated shelf & lower heated shelves, thermostatic controls, glass sliding rear doors, 10" x 36" rear work shelf, 4" legs	47-7/8" x 96" x 48-1/16" (1216mm x 2438mm x 1220mm)	208-240v			Autoservicio Estanterías
ED2SYS-96/PL		Halo Heat® Heated Display Case System, 96" L, full-service, self-service on customer left, (3) heat zones, lift-up curved glass front, removable sliding glass doors & work shelf on operator side, holds various combinations of pans, overhead lights with (2) light zones, stainless steel interior, black painted front & end panels, 4" legs	47-11/16" x 96" x 47-1/16" (1212mm x 2438mm x 1196mm)	230v			Autoservicio Pozos Caliente
ED2SYS-96/PR		Halo Heat® Heated Display Case System, 96" L, full-service, self-service on customer right, (3) heat zones, lift-up curved glass front, removable sliding glass doors & work shelf on operator side, holds various combinations of pans, overhead lights with (2) light zones, stainless steel interior, black painted front & end panels, 4" legs	47-11/16" x 96" x 47-1/16" (1212mm x 2438mm x 1196mm)	230v			Autoservicio Pozos Caliente
EU2SYS-48		Hot Deli Cook/Hold/Display System, 48" L, full-service, includes (1) ED2-48 display case mounted on BU2-48 decorator base, capacity (3) 12" x 20" x 2-1/2 full size pans, holds various combinations of pans, (6) overhead lights with (2) light zones, stainless steel interior, black painted end & base panels, tempered glass front	58-1/8" x 48" x 44-5/16" (1477mm x 1219mm x 1125mm)	230v			Servicio completo Pozos Caliente






Model	Photo	Description	H x W x D Dimension	Voltage	Pan Capacity	Weight Capacity	Options
EU2SYS-48/P		Hot Deli Cook/Hold/Display System, 48" L, self-service, includes (1) ED2-48 display case mounted on BU2-48 decorator base, capacity (3) 12" x 20" x 2-1/2 full size pans, holds various combinations of pans, (6) overhead lights with (2) light zones, stainless steel interior, black painted end & base panels, tempered glass front	58-1/8" x 48" x 44-5/16" (1477mm x 1219mm x 1125mm)	230v			Autoservicio Pozos Caliente
EU2SYS-72/PL		Hot Deli Cook/Hold/Display System, 72" L, full-service, self-service on customer left, includes (1) ED2-72/PL display case mounted on BU2-72 decorator base, holds various combinations of pans, overhead lights with (2) light zones, stainless steel interior, black painted end & base panels, tempered glass front	58-1/8" x 72" x 44-5/16" (1477mm x 1829mm x 1125mm)	230v			Autoservicio Pozos Caliente
EU2SYS-72/PR		Hot Deli Cook/Hold/Display System, 72" L, full-service, self-service on customer right, includes (1) ED2-72/PR display case mounted on BU2-72 decorator base, holds various combinations of pans, overhead lights with (2) light zones, stainless steel interior, tempered glass front	58-1/8" x 72" x 44-5/16" (1477mm x 1829mm x 1125mm)	230v			Autoservicio Pozos Caliente
EU2SYS-96		Hot Deli Cook/Hold/Display System, 96" L, full-service, includes (1) ED2-96 display case mounted on BU2-96 decorator base, capacity (7) 12" x 20" x 2-1/2 full size pans, holds various combinations of pans, overhead lights with (2) light zones, stainless steel interior, black painted end & base panels, tempered glass front	58-1/8" x 96" x 44-5/16" (1477mm x 2438mm x 1125mm)	230v			Servicio completo Pozos Caliente
EU2SYS-96/PL		Hot Deli Cook/Hold/Display System, 96" L, full-service, self-service on customer left, includes (1) ED2-96/PL display case mounted on BU2-96 decorator base, holds various combinations of pans, overhead lights with (2) light zones, stainless steel interior, black painted end & base panels, tempered glass front	58-1/8" x 96" x 44-5/16" (1477mm x 2438mm x 1125mm)	230v			Autoservicio Pozos Caliente






Model	Photo	Description	H x W x D Dimension	Voltage	Pan Capacity	Weight Capacity	Options
EU2SYS-96/PR		Hot Deli Cook/Hold/Display System, 96" L, full-service, self-service on customer right, includes (1) ED2-96/PR display case mounted on BU2-96 decorator base, holds various combinations of pans, overhead lights with (2) light zones, stainless steel interior, black painted end & base panels, tempered glass front	58-1/8" x 96" x 44-5/16" (1477mm x 2438mm x 1125mm)	230v			Autoservicio Pozos Caliente
HN2-48		Halo Heat® Heated Display Case, countertop, 48" L, full-service, lift-up flat glass front, removable sliding glass doors & work shelf on operator side, holds various combinations of pans, (6) overhead lights with (2) light zones, stainless steel interior, 4" legs	37-11/16" x 48" x 51-5/16" (958mm x 1219mm x 1304mm)	230v			Servicio completo Pozos Caliente
HN2-48/P		Halo Heat® Heated Display Case, countertop, 48" L, self-service, lift-up flat glass front, removable sliding glass doors & work shelf on operator side, holds various combinations of pans, (6) overhead lights with (2) light zones, stainless steel interior, 4" legs	37-11/16" x 48" x 51-5/16" (958mm x 1219mm x 1304mm)	230v			Autoservicio Pozos Caliente
HN2-72		Halo Heat® Heated Display Case, countertop, 72" L, full-service, (2) heat zones, lift-up flat glass front, removable sliding glass doors & work shelf on operator side, holds various combinations of pans, overhead lights with (2) light zones, stainless steel interior, black painted front & end panels, 4" legs	37-11/16" x 72" x 51-5/16" (958mm x 1829mm x 1304mm)	230v			Servicio completo Pozos Caliente
HN2-72/P		Halo Heat® Heated Display Case, countertop, 72" L, self-service, (2) heat zones, lift-up flat glass front, removable sliding glass doors & work shelf on operator side, holds various combinations of pans, overhead lights with (2) light zones, stainless steel interior, 4" legs	37-11/16" x 72" x 51-5/16" (958mm x 1829mm x 1304mm)	230v			Autoservicio Pozos Caliente






Model	Photo	Description	H x W x D Dimension	Voltage	Pan Capacity	Weight Capacity	Options
HN2-72/PL		Halo Heat® Heated Display Case, countertop, 72" L, full-service, self-service customer left, (2) heat zones, lift-up flat glass front, removable sliding glass doors & work shelf on operator side, holds various combinations of pans, overhead lights with (2) light zones, stainless steel interior, black painted front & end panels, 4" legs	37-11/16" x 72" x 51-5/16" (958mm x 1829mm x 1304mm)	230v			Autoservicio Pozos Caliente
HN2-72/PR		Halo Heat® Heated Display Case, countertop, 72" L, full-service, self-service on customer right, (2) heat zones, lift-up flat glass front, removable sliding glass doors & work shelf on operator side, holds various combinations of pans, overhead lights with (2) light zones, stainless steel interior, black painted front & end panels, 4" legs	37-11/16" x 72" x 51-5/16" (958mm x 1829mm x 1304mm)	230v			Autoservicio Pozos Caliente
HN2-96		Halo Heat® Heated Display Case, countertop, 96" L, full-service, (3) heat zones, lift-up flat glass front, removable sliding glass doors & work shelf on operator side, holds various combinations of pans, overhead lights with (2) light zones, stainless steel interior, black painted front & end panels, 4" legs	37-11/16" x 96" x 51-5/16" (958mm x 2438mm x 1304mm)	230v			Servicio completo Pozos Caliente
HN2SYS-48		Halo Heat® Heated Display Case System, 48" L, full-service, lift-up flat glass front, removable sliding glass doors & work shelf on operator side, holds various combinations of pans, (6) overhead lights with (2) light zones, stainless steel interior, 4" legs	52-3/16" x 48" x 51-5/16" (1326mm x 1219mm x 1304mm)	230v			Servicio completo Pozos Caliente
HN2SYS-48/P		Halo Heat® Heated Display Case System, 48" L, self-service, lift-up flat glass front, removable sliding glass doors & work shelf on operator side, holds various combinations of pans, (6) overhead lights with (2) light zones, stainless steel interior, 4" legs	52-3/16" x 48" x 51-5/16" (1326mm x 1219mm x 1304mm)	230v			Autoservicio Pozos Caliente






Model	Photo	Description	H x W x D Dimension	Voltage	Pan Capacity	Weight Capacity	Options
HN2SYS-72		Halo Heat® Heated Display Case System, 72" L, full-service, (2) heat zones, lift-up flat glass front, removable sliding glass doors & work shelf on operator side, holds various combinations of pans, overhead lights with (2) light zones, stainless steel interior, black painted front & end panels, 4" legs	52-3/16" x 72" x 51-5/16" (1326mm x 1829mm x 1304mm)	230v			Servicio completo Pozos Caliente
HN2SYS-72/P		Halo Heat® Heated Display Case System, 72" L, self-service, (2) heat zones, lift-up flat glass front, removable sliding glass doors & work shelf on operator side, holds various combinations of pans, overhead lights with (2) light zones, stainless steel interior, 4" legs	52-3/16" x 72" x 51-5/16" (1326mm x 1829mm x 1304mm)	230v			Autoservicio Pozos Caliente
HN2SYS-72/PL		Halo Heat® Heated Display Case System, 72" L, full-service, self-service on customer left, (2) heat zones, lift-up flat glass front, removable sliding glass doors & work shelf on operator side, holds various combinations of pans, overhead lights with (2) light zones, stainless steel interior, black painted front & end panels, 4" legs	52-3/16" x 72" x 51-5/16" (1326mm x 1829mm x 1304mm)	230v			Autoservicio Pozos Caliente
HN2SYS-72/PR		Halo Heat® Heated Display Case System, 72" L, full-service, self-service on customer right, (2) heat zones, lift-up flat glass front, removable sliding glass doors & work shelf on operator side, holds various combinations of pans, overhead lights with (2) light zones, stainless steel interior, black painted front & end panels, 4" legs	52-3/16" x 72" x 51-5/16" (1326mm x 1829mm x 1304mm)	230v			Autoservicio Pozos Caliente
HN2SYS-96		Halo Heat® Heated Display Case System, 96" L, full-service, (3) heat zones, lift-up flat glass front, removable sliding glass doors & work shelf on operator side, holds various combinations of pans, overhead lights with (2) light zones, stainless steel interior, 4" legs	52-3/16" x 96" x 51-5/16" (1326mm x 2438mm x 1304mm)	230v			Servicio completo Pozos Caliente






Model	Photo	Description	H x W x D Dimension	Voltage	Pan Capacity	Weight Capacity	Options
HN2SYS-96/PL		Halo Heat® Heated Display Case System, 96" L, full-service, self-service on customer left, (3) heat zones, lift-up flat glass front, removable sliding glass doors & work shelf on operator side, holds various combinations of pans, overhead lights with (2) light zones, stainless steel interior, black painted front & end panels, 4" legs	52-3/16" x 96" x 51-5/16" (1326mm x 2438mm x 1304mm)	230v			Autoservicio Pozos Caliente
HN2SYS-96/PR		Halo Heat® Heated Display Case System, 96" L, full-service, self-service on customer right, (3) heat zones, lift-up flat glass front, removable sliding glass doors & work shelf on operator side, holds various combinations of pans, overhead lights with (2) light zones, stainless steel interior, black painted front & end panels, 4" legs	52-3/16" x 96" x 51-5/16" (1326mm x 2438mm x 1304mm)	230v			Autoservicio Pozos Caliente
PD2SYS-48		Halo Heat® Heated Display Case System, 48" L, full-service, lift-up flat glass front, removable sliding glass doors & work shelf on operator side, holds various combinations of pans, overhead lights with (2) light zones, stainless steel interior, 4" legs	47-13/16" x 48-1/8" x 44-1/8" (1214mm x 1222mm x 1120mm)	230v			Servicio completo Pozos Caliente
PD2SYS-48/P		Halo Heat® Heated Display Case System, 48" L, self-service, lift-up flat glass front, removable sliding glass doors & work shelf on operator side, holds various combinations of pans, overhead lights with (2) light zones, stainless steel interior, 4" legs	47-13/16" x 48-1/8" x 44-1/8" (1214mm x 1222mm x 1120mm)	230v			Autoservicio Pozos Caliente
PD2SYS-72		Halo Heat® Heated Display Case System, 72" L, full-service, (2) heat zones, lift-up flat glass front, removable sliding glass doors & work shelf on operator side, holds various combinations of pans, overhead lights with (2) light zones, stainless steel interior, custom color front & end panels, 4" legs	47-13/16" x 72-1/16" x 44-1/8" (1214mm x 1831mm x 1120mm)	230v			Servicio completo Pozos Caliente






Model	Photo	Description	H x W x D Dimension	Voltage	Pan Capacity	Weight Capacity	Options
PD2SYS-72/PR		Halo Heat® Heated Display Case System, 72" L, full-service, self-service on customer right, (2) heat zones, lift-up flat glass front, removable sliding glass doors & work shelf on operator side, holds various combinations of pans, overhead lights with (2) light zones, stainless steel interior, black painted front & end panels, 4" legs	47-13/16" x 72-1/16" x 44-1/8" (1214mm x 1831mm x 1120mm)	230v			Autoservicio Pozos Caliente
PD2SYS-96		Halo Heat® Heated Display Case System, 96" L, full-service, (3) heat zones, lift-up flat glass front, removable sliding glass doors & work shelf on operator side, holds various combinations of pans, overhead lights with (2) light zones, stainless steel interior, black painted front & end panels, 4" legs	47-13/16" x 96-1/8" x 44-1/8" (1214mm x 2441mm x 1120mm)	230v			Servicio completo Pozos Caliente
PD2SYS-96/PL		Halo Heat® Heated Display Case System, 96" L, full-service, self-service on customer left, (3) heat zones, lift-up flat glass front, removable sliding glass doors & work shelf on operator side, holds various combinations of pans, overhead lights with (2) light zones, stainless steel interior, black painted front & end panels, 4" legs	47-13/16" x 96-1/8" x 44-1/8" (1214mm x 2441mm x 1120mm)	230v			Autoservicio Pozos Caliente
PD2SYS-96/PR		Halo Heat® Heated Display Case System, 96" L, full-service, self-service on customer right, (3) heat zones, lift-up flat glass front, removable sliding glass doors & work shelf on operator side, holds various combinations of pans, overhead lights with (2) light zones, stainless steel interior, black painted front & end panels, 4" legs	47-13/16" x 96-1/8" x 44-1/8" (1214mm x 2441mm x 1120mm)	230v			Autoservicio Pozos Caliente
TY2-48		Halo Heat® Heated Display Case, countertop, 48" L, full-service, lift-up flat glass front, removable sliding glass doors & work shelf on operator side, holds various combinations of pans, (6) overhead lights with (2) light zones, stainless steel interior, 4" legs	33-7/16" x 48" x 49-5/8" (849mm x 1219mm x 1260mm)	230v			Servicio completo Pozos Caliente


Model	Photo	Description	H x W x D Dimension	Voltage	Pan Capacity	Weight Capacity	Options
TY2-48/P		Halo Heat® Heated Display Case, countertop, 48" L, self-service, lift-up flat glass front, removable sliding glass doors & work shelf on operator side, holds various combinations of pans, (6) overhead lights with (2) light zones, stainless steel interior, custom color front & end panels, 4" legs	33-7/16" x 48" x 49-5/8" (849mm x 1219mm x 1260mm)	230v			Autoservicio Pozos Caliente
TY2-72		Halo Heat® Heated Display Case, countertop, 72" L, full-service, (2) heat zones, lift-up flat glass front, removable sliding glass doors & work shelf on operator side, holds various combinations of pans, overhead lights with (2) light zones, stainless steel interior, black painted front & end panels, 4" legs	33-7/16" x 72" x 49-5/8" (849mm x 1829mm x 1260mm)	230v			Servicio completo Pozos Caliente
TY2-72/P		Halo Heat® Heated Display Case, countertop, 72" L, self-service, (2) heat zones, lift-up flat glass front, removable sliding glass doors & work shelf on operator side, holds various combinations of pans, overhead lights with (2) light zones, stainless steel interior, 4" legs	33-7/16" x 72" x 49-5/8" (849mm x 1829mm x 1260mm)	230v			Autoservicio Pozos Caliente
TY2-72/PL		Halo Heat® Heated Display Case, countertop, 72" L, full-service, self-service customer left, (2) heat zones, lift-up flat glass front, removable sliding glass doors & work shelf on operator side, holds various combinations of pans, overhead lights with (2) light zones, stainless steel interior, black painted front & end panels, 4" legs	33-7/16" x 72" x 49-5/8" (849mm x 1829mm x 1260mm)	230v			Autoservicio Pozos Caliente
TY2-72/PR		Halo Heat® Heated Display Case, countertop, 72" L, full-service, self-service on customer right, (2) heat zones, lift-up flat glass front, removable sliding glass doors & work shelf on operator side, holds various combinations of pans, overhead lights with (2) light zones, stainless steel interior, black painted front & end panels, 4" legs	33-7/16" x 72" x 49-5/8" (849mm x 1829mm x 1260mm)	230v			Autoservicio Pozos Caliente

Model	Photo	Description	H x W x D Dimension	Voltage	Pan Capacity	Weight Capacity	Options
TY2-96		Halo Heat® Heated Display Case, countertop, 96" L, full-service, (3) heat zones, lift-up flat glass front, removable sliding glass doors & work shelf on operator side, holds various combinations of pans, overhead lights with (2) light zones, stainless steel interior, black painted front & end panels, 4" legs	33-7/16" x 96" x 49-5/8" (849mm x 2438mm x 1260mm)	230v			Servicio completo Pozos Caliente
TY2-96/PL		Halo Heat® Heated Display Case, countertop, 96" L, full-service, self-service customer left, (3) heat zones, lift-up flat glass front, removable sliding glass doors & work shelf on operator side, holds various combinations of pans, overhead lights with (2) light zones, stainless steel interior, black painted front & end panels, 4" legs	33-7/16" x 96" x 49-5/8" (849mm x 2438mm x 1260mm)	230v			Autoservicio Pozos Caliente
TY2-96/PR		Halo Heat® Heated Display Case, countertop, 96" L, full-service, self-service customer right, (3) heat zones, lift-up flat glass front, removable sliding glass doors & work shelf on operator side, holds various combinations of pans, overhead lights with (2) light zones, stainless steel interior, black painted front & end panels, 4" legs	33-7/16" x 96" x 49-5/8" (849mm x 2438mm x 1260mm)	230v			Autoservicio Pozos Caliente
TY2SYS-48		Halo Heat® Heated Display Case System, 48" L, full-service, lift-up flat glass front, removable sliding glass doors & work shelf on operator side, holds various combinations of pans, (6) overhead lights with (2) light zones, stainless steel interior, 4" legs	52-3/16" x 48" x 49-5/8" (1325mm x 1219mm x 1260mm)	230v			Servicio completo Pozos Caliente
TY2SYS-48/P		Halo Heat® Heated Display Case System, 48" L, self-service, lift-up flat glass front, removable sliding glass doors & work shelf on operator side, holds various combinations of pans, (6) overhead lights with (2) light zones, stainless steel interior, 4" legs	52-3/16" x 48" x 49-5/8" (1325mm x 1219mm x 1260mm)	230v			Autoservicio Pozos Caliente

Model	Photo	Description	H x W x D Dimension	Voltage	Pan Capacity	Weight Capacity	Options
TY2SYS-72		Halo Heat® Heated Display Case System, 72" L, full-service, (2) heat zones, lift-up flat glass front, removable sliding glass doors & work shelf on operator side, holds various combinations of pans, overhead lights with (2) light zones, stainless steel interior, 4" legs	52-3/16" x 72" x 51-5/16" (1325mm x 1829mm x 1304mm)	230v			Servicio completo Pozos Caliente
TY2SYS-72/P		Halo Heat® Heated Display Case System, 72" L, self-service, (2) heat zones, lift-up flat glass front, removable sliding glass doors & work shelf on operator side, holds various combinations of pans, overhead lights with (2) light zones, stainless steel interior, 4" legs	52-3/16" x 72" x 51-5/16" (1325mm x 1829mm x 1304mm)	230v			Autoservicio Pozos Caliente
TY2SYS-72/PL		Halo Heat® Heated Display Case System, 72" L, full-service, self-service on customer left, (2) heat zones, lift-up flat glass front, removable sliding glass doors & work shelf on operator side, holds various combinations of pans, overhead lights with (2) light zones, stainless steel interior, black painted front & end panels, 4" legs	52-3/16" x 72" x 51-5/16" (1325mm x 1829mm x 1304mm)	230v			Autoservicio Pozos Caliente
TY2SYS-72/PR		Halo Heat® Heated Display Case System, 72" L, full-service, self-service on customer right, (2) heat zones, lift-up flat glass front, removable sliding glass doors & work shelf on operator side, holds various combinations of pans, overhead lights with (2) light zones, stainless steel interior, black painted front & end panels, 4" legs	52-3/16" x 72" x 51-5/16" (1325mm x 1829mm x 1304mm)	230v			Autoservicio Pozos Caliente
TY2SYS-96		Halo Heat® Heated Display Case System, 96" L, full-service, (3) heat zones, lift-up flat glass front, removable sliding glass doors & work shelf on operator side, holds various combinations of pans, overhead lights with (2) light zones, stainless steel interior, 4" legs	52-3/16" x 96" x 51-5/16" (1325mm x 2438mm x 1304mm)	230v			Servicio completo Pozos Caliente

Model	Photo	Description	H x W x D Dimension	Voltage	Pan Capacity	Weight Capacity	Options
TY2SYS-96/PL		Halo Heat® Heated Display Case System, 96" L, full-service, self-service on customer left, (3) heat zones, lift-up flat glass front, removable sliding glass doors & work shelf on operator side, holds various combinations of pans, overhead lights with (2) light zones, stainless steel interior, black painted front & end panels, 4" legs	52-3/16" x 96" x 51-5/16" (1325mm x 2438mm x 1304mm)	230v			Autoservicio Pozos Caliente
TY2SYS-96/PR		Halo Heat® Heated Display Case System, 96" L, full-service, self-service on customer right, (3) heat zones, lift-up flat glass front, removable sliding glass doors & work shelf on operator side, holds various combinations of pans, overhead lights with (2) light zones, stainless steel interior, black painted front & end panels, 4" legs	52-3/16" x 96" x 51-5/16" (1325mm x 2438mm x 1304mm)	230v			Autoservicio Pozos Caliente
HFT2-300		Counter top hot food table, 48" wide, Two (2) full length stainless steel tray slides, accepts three (3) 12" x 20" full-size pan capacity (pans NOT included), 4-3/8" deep well, adjustable thermostatic controls, stainless steel construction, overhead canopy, with heat guards, four (4) adjustable 4" legs	33-3/4" x 48-1/16" x 39-11/16" (857mm x 1220mm x 1008mm)		GN 1/1	36lb (16 kg)	Isla de Pozo Caliente
HFT2-400		Counter top hot food table, 60" wide, Two (2) full length stainless steel tray slides, accepts four (4) 12" x 20" full-size pan capacity (pans NOT included), 4-3/8" deep well, adjustable thermostatic controls, stainless steel construction, overhead canopy, with heat guards, four (4) adjustable 4" legs	33-3/4" x 60-1/16" x 39-11/16" (857mm x 1525mm x 1008mm)		GN 1/1		Isla de Pozo Caliente
HFT2-500		Counter top hot food table, 72" wide, Two (2) full length stainless steel tray slides, accepts four (4) 12" x 20" full-size pan capacity (pans NOT included), 4-3/8" deep well, adjustable thermostatic controls, stainless steel construction, overhead canopy, with heat guards, four (4) adjustable 4" legs	33-3/4" x 72-1/16" x 39-11/16" (857mm x 1830mm x 1008mm)		GN 1/1		Isla de Pozo Caliente

Model	Photo	Description	H x W x D Dimension	Voltage	Pan Capacity	Weight Capacity	Options
HFT2SYS-300		Hot food table with system base, 48" wide, Two (2) full length stainless steel tray slides, accepts three (3) 12" x 20" full-size pan capacity (pans NOT included), 4-3/8" deep well, adjustable thermostatic controls, stainless steel construction, overhead canopy, with heat guards, choice of side panels, 2 adjustable shelves, four (4) 5" casters; 2 rigid, 2 swivel with brakes	60-1/2" x 48-1/16" x 39-11/16" (1536mm x 1220mm x 1008mm)		GN 1/1	36lb (16 kg)	Isla de Pozo Caliente
HFT2SYS-300/DLX		Deluxe Hot food table with system base, 48" wide, Two (2) full length stainless steel tray slides, accepts three (3) 12" x 20" full-size pan capacity (pans NOT included), 4-3/8" deep well, adjustable thermostatic controls, stainless steel construction, formica end panels and canopy, 4 wooden adjustable shelves two removable wooden side baskets, four (4) 5" casters; 2 rigid, 2 swivel with brakes	60-1/2" x 66-15/16" x 39-11/16" (1536mm x 1701mm x 1008mm)		GN 1/1	36lb (16 kg)	Isla de Pozo Caliente
HFT2SYS-400		Hot food table with system base, 60" wide, Two (2) full length stainless steel tray slides, accepts four (4) 12" x 20" full-size pan capacity (pans NOT included), 4-3/8" deep well, adjustable thermostatic controls, stainless steel construction, overhead canopy, with heat guards, choice of side panels, 2 adjustable shelves, four (4) 5" casters; 2 rigid, 2 swivel with brakes	60-1/2" x 60-1/16" x 39-11/16" (1536mm x 1525mm x 1008mm)		GN 1/1		Isla de Pozo Caliente
HFT2SYS-400/DLX		Deluxe Hot food table with system base, 60" wide, Two (2) full length stainless steel tray slides, accepts four (4) 12" x 20" full-size pan capacity (pans NOT included), 4-3/8" deep well, adjustable thermostatic controls, stainless steel construction, formica end panels and canopy, 4 wooden adjustable shelves two removable wooden side baskets, four (4) 5" casters; 2 rigid, 2 swivel with brakes	60-1/2" x 79-1/8" x 39-11/16" (1536mm x 2009mm x 1008mm)		GN 1/1		Isla de Pozo Caliente
ITM2-72/DLX		Deluxe Island Hot Food Takeout Merchandiser, 60-1/2" H x 91" W, (4) adjustable shelves, removable heat guards, on/off switch, (2) removable end baskets, black formica end panels & canopy, stainless steel, 5" casters; 2 rigid, 2 swivel with brakes	60-1/2" x 91" x 31-3/16" (1536mm x 2311mm x 792mm)	230v 120v			






Model	Photo	Description	H x W x D Dimension	Voltage	Pan Capacity	Weight Capacity	Options
ITM2-72/STD		Island Hot Food Takeout Merchandiser, 60-1/2" H x 72" W, (2) adjustable shelves, removable heat guards, on/off switch, (2) black painted sides, stainless steel, 5" casters; 2 rigid, 2 swivel with brakes	60-1/2" x 72" x 28-5/16" (1536mm x 1829mm x 719mm)	230v 120v			

Specifications subject to change without notice due to ongoing product improvement.



Quickchillers



Specifications subject to change without notice due to ongoing product improvement.

Model	Photo	Description	H x W x D Dimension	Voltage	Pan Capacity	Weight Capacity	Options
QC2-3		Quickchiller™ Blast Chiller, self-contained, undercounter, digital control with temperature probe, timed chill, hold mode with auto defrost cycle, defrost mode, (3) full-size pan capacity, stainless steel interior & exterior, (4) 7" (178mm) legs	39" x 27" x 30" (991mm x 686mm x 762mm)		GN 1/1	36lb (16 kg)	Opciones HACCP
QC2-20		Quickchiller™ Blast Chiller, self-contained, stainless steel, worktop with backsplash, digital control with temperature probe, timed chill, hold mode with auto defrost cycle, defrost mode, (5) full-size pan capacity, stainless steel interior & exterior, 6" (152mm) legs	42" x 57" x 36" (1067mm x 1448mm x 914mm)		Parilla de tamaño estándar GN 1/1		Opciones HACCP
QC2-40		Quickchiller™ Blast Chiller, reach-in, self-contained, digital control with (3) temperature probes, timed chill, hold mode with auto defrost cycle, defrost mode, with (20) full-size pan capacity, stainless steel interior & exterior, 6" (152mm) legs	75" x 44" x 36" (1905mm x 1118mm x 914mm)		Parilla de tamaño estándar GN 1/1	240lb (108kg)	Opciones HACCP
QC2-100		Quickchiller™ Blast Chiller, roll-in, self-contained with dual refrigeration systems, digital control, (3) product temperature probes, auto chill, timed chill, hold mode with auto defrost cycle & defrost mode; with rack, (40) full-size pan capacity, stainless steel interior & exterior, (4) adjustable legs	93-9/16" x 50-15/16" x 41-1/2" (2377mm x 1294mm x 1054mm)		Parilla de tamaño estándar GN 1/1		Opciones HACCP Sistema de banquete
QC2-100R		Quickchiller™ Blast Chiller, roll-in, designed for remote refrigeration systems, digital control; (3) product temperature probes, auto-chill, timed chill, hold mode with auto defrost cycle & defrost mode; with rack, (40) full-size pan capacity, stainless steel interior & exterior, (4) adjustable legs	83-1/4" x 50-15/16" x 41-1/2" (2114mm x 1294mm x 1054mm)		Parilla de tamaño estándar GN 1/1		Opciones HACCP Sistema de banquete

Specifications subject to change without notice due to ongoing product improvement.

Model	Photo	Description	H x W x D Dimension	Voltage	Pan Capacity	Weight Capacity	Options
1000-MR2-1		El transporte de componentes de alimentos fríos para el servicio de banquetes con bandejas se puede simplificar con la incorporación de este carro refrigerado móvil. La unidad de refrigeración móvil se puede cargar mucho antes del evento y transportar al área de servicio de banquete cuando sea oportuno para conectarla a la fuente de alimentación. Las repisas ajustables permiten la ubicación de los recipientes, bandejas y otros elementos de almacenamiento en frío. Paragolpes de perímetro completo de acero inoxidable, manillas de transporte y ruedas de uso intensivo, ofrecen durabilidad con fluida movilidad.	68-1/2" x 29-1/2" x 39" (1740mm x 750mm x 990mm)		Parilla de tamaño estándar GN 1/1		
1000-MR2			68" x 67-1/2" x 29-1/2" (1727mm x 1714mm x 749mm)		Parilla de tamaño estándar GN 1/1		